

## MEDICAL BOARD STAFF REPORT

DATE REPORT ISSUED: October 8, 2014  
 ATTENTION: Members, Medical Board of California  
 SUBJECT: Administrative Summary  
 STAFF CONTACT: Kimberly Kirchmeyer, Executive Director

### REQUESTED ACTION:

This report is intended to provide the Members with an update on the staffing, budget, and other administrative functions/projects occurring at the Medical Board of California (Board). No action is needed at this time.

### Administrative Updates:

Board staff has had several meetings with interested parties regarding the Board.

- Mr. Serrano Sewell, Dr. GnanaDev and the Executive Staff continue to have conference calls twice a month to review the actions of the Board and ensure the requests of the Board are being completed. Board Members are receiving monthly updates on activities at the Board as well as a pending projects list.
- Regular meetings were held with Awet Kidane, Director, Tracy Rhine, Chief Deputy Director, Christine Lally, Deputy Director, of the Department of Consumer Affairs (DCA) and other DCA Executive staff.
- Regular meetings continue to be held with Gloria Castro, Senior Assistant Attorney General. Board staff and DCA staff have also been meeting with Ms. Castro and other Department of Justice (DOJ) staff regarding the vertical enforcement manual.
- Board staff have been meeting with the DCA and the DOJ to discuss requirements for the new CURES database.
- Board staff have met, and will continue to meet on a quarterly basis, with the California Medical Association on issues of interest to both parties.
- Board staff have been meeting with Legislative Staff providing updates on the Board, its actions, and issues of interest.
- Board staff continue to meet with representatives from the California Department of Public Health, the Board of Pharmacy, Dental Board, the Department of Health Care Services (DHCS), the Department of Justice, the Emergency Medical Services Authority, and the DCA regarding prescription opioid misuse and overdose. The group is identifying ways all the entities can work together to educate prescribers, dispensers, and patients regarding this issue of serious concern.
- Board staff have been meeting with staff of the California Department of Social Services and the DHCS to discuss the issue of psychotropic medications for foster children.

### Staffing Update:

The Board has 160.1 permanent full-time positions (in addition to temporary staff). The Board is at a 11% vacancy rate which equates to 17 vacant positions. This is up from the report provided in the last Administrative Summary in part because of several retirements that are occurring in several units. However, of those 17 vacant positions, the Board has 4 individuals pending a start date or verification of eligibility. Therefore, the Board only has 13 positions that do not have an individual identified for the position. This equates to an 8% vacancy rate for the Board.

The Board is still in the process of hiring a new Deputy Director for the Medical Board. Although initial interviews were completed and second interviews were conducted, it was determined that a broader candidate pool was needed. The Board re-advertised the position and is now going conducting evaluations of the new applications that were received. It is the Board's intention to have someone in the position by the end of November.

Another important position that is currently vacant is the Board's Chief of Enforcement. This position was obtained through the Budget Change Proposal (BCP) process for fiscal year (FY) 14-15 due to the transition of the investigators to the DCA pursuant to Senate Bill 304 and the loss of the Chief of Enforcement position. Although this request was transmitted to the DCA in April 2014, it is still pending at the California Department of Human Resources (CalHR). Board staff has responded to questions from CalHR and has worked with the DCA to get this position approved. However, to date this position is still pending approval and is therefore vacant.

Budget Update:

Board staff determined that due to the uncertainty of the Board with the transition of the investigative staff and the need to determine the impact of BreEZe on the licensing and enforcement processing, no BCPs would be submitted for FY 15-16. However, the Board is obtaining statistics to see if future positions are needed in order to meet the increasing workload and the increase in time to process documents using BreEZe. Based upon this information, BCPs may be submitted next year for FY 16-17.

The Board's budget documents are attached, beginning on page BRD 8B-5 and continue to page BRD 8B-17. The Board's fund condition on page BRD 8B-5 identifies the Board's fund reserve was at 5.0 months at the end of FY 13-14. This shows a decrease from last year. Due to the transition to BreEZe, the Board is working with DCA to resolve issues with the Board's revenue report. The amount of revenue received for renewal fees for FY 13-14 on the reports on pages 8B-5 and 8B-6 are estimates based upon the Board's prior spending. It appears that money that should have been reported in FY 14-15 is being reported in FY 13-14.

The fund condition report indicates that the Board's fund reserve will be below its mandated level in FY 16-17. However, the Board continues to have two outstanding loans to the General Fund. These loans will be repaid when the Board reaches its minimum mandated level of two months' reserve. Therefore, page BRD 8B-6 shows repayment of the outstanding loans in FYs 16-17 and 17-18. With the repayment of these loans, the Board would remain at its statutory mandate.

It is not prudent at this time to consider any reduction in licensing fees as previously recommended by the Bureau of State Audits. The other element to take into consideration when reviewing the fund condition is that the Board does not know the impact of the transfer of the investigators to the DCA and, therefore, should wait until the transition has been implemented before any decisions can be made on how the Board's budget and fund will be impacted. The Board will continue to monitor its fund to determine any needed changes.

The Board's overall actual expenditures for FY 13-14, can be found on page BRD 8B-7 and for FY 14-15 as of August 31, 2014, can be found on BRD 8B-8. Pages BRD 8B-9 to 8B-13 show the budget report specifically for licensing, enforcement, the Health Quality Investigation Unit (HQIU), and the AG expenditures. The chart on page BRD 8B-11 is a new chart that provides the budget and expenditures for the HQIU. Page BRD 8B-17 provides the Board Members' expenditure report as of October 6, 2014.

BreEZe Update:

On September 16, 2014, the Board received an update from the DCA regarding the BreEZe project. A large portion of the update pertained to the Board in release 2 and 3. However, the update did state that the DCA is currently amending the contracts with the vendor (Accenture) to add more dedicated staff to production support, which will increase the number of business functions to each release for maintenance, as well as how often these changes can be implemented. This should allow for more changes per release and the changes will

occur more frequently. In addition, the amendments should also address the need to include additional and future business functionality, e.g. legislative changes that occur after requirements have been approved.

Board staff continue to submit requests for changes/fixes to DCA for the BreEZe system. The Board still has a significant number of outstanding requests for changes that were identified prior to implementation but were not fixed prior to the release of BreEZe because they were deemed not detrimental to the Board being able to go live. As previously stated, as new issues arise, the Board has to prioritize whether the new issue needs to be fixed prior to some of the old pending requests.

The Board is still working on reports specific to the needs of the Board. It has been difficult to obtain reports due to the work required to develop them and also due to the need to verify the data.

#### Board of Pharmacy Update:

Virginia Herold, Executive Officer of the Board of Pharmacy, has provided a written summary of the activities of the Board of Pharmacy (please see BRD 8B-18 and 19). The two boards (Medical and Pharmacy) continue to work together on issues of similar interest.

#### Licensing Application Tutorial:

In September 2014 the Board released an online tutorial for licensing applicants. This tutorial walks an applicant through completing the paper licensure application for a physician's and surgeon's license. In addition to being able to review the tutorial in its entirety, the Board also put a link on every page of the application (on the Board's website) specific to the how to complete that specific page of the application or a specific document (e.g. Certificate of Medical Education). At a recent licensing fair attended by the Board's Outreach Manager, the facility was continuously playing this tutorial video for the individuals to watch to obtain information on completing the application. The Board hopes this will bring down the percentage of applications that arrive with incomplete information or are deficient due to missing documentation.

#### Legislative Day:

The Board is planning on doing a "Legislative Day" at the Capitol sometime in the Spring. The objective would be to meet with Legislative Members to provide them with information about the Board and its mission, roles, and responsibilities. Board Members, in teams of two, would meet with the Legislative Member to provide them with materials, including information on how to check a physician online.

#### Controlled Substance Utilization Review and Evaluation System (CURES) Update

The CURES project is moving forward. The DCA and the DOJ have entered into an Interagency Agreement, which sets forth roles and responsibilities of both agencies and a Joint Executive Steering Committee (JESC) has been established and is meeting on a monthly basis. Three meetings have been held on the project to date. Ms. Kirchmeyer is a member of the JESC, as well as Virginia Herold and Tracy Rhine. Board staff attended a "kickoff" meeting on September 12, 2014, and the vendor provided information on the project, as well as a demonstration of the system.

Board staff have been attending all of the Joint Application Design (JAD) sessions with DOJ, DCA, and other prescribing/dispensing licensing boards. Staff has been providing information on how the system should be designed and what prescribing information is needed for the Board to investigate complaints received by the Board. JAD sessions have discussed user registration, data collection, interoperability, queries/reports, user dashboard, auditing, and user roles. In addition, on October 8, 2014, a JAD session was held for the stakeholders (licensee organizations) to provide input from their perspective on the system design and needed

requirements. This information is being gathered to use to write the requirements for the system. A draft project schedule is slated to be provided to the JESC by October 10, 2014. A project plan is also being worked on and will be provided to the JESC once it is completed. Once the requirements are drafted, the JESC will review the document and provide feedback to DOJ.

Board staff are assisting DOJ with obtaining registration for the CURES system by offering physicians the ability to provide documentation at the Board meetings. Board staff will verify the documentation and then provide the documentation to DOJ so the physician can be registered. This eliminates the need to have the documents notarized. In addition, the Board is offering individuals to visit the Board's headquarters office in Sacramento and its Probation Unit offices in San Dimas and Cerritos to also register for CURES. The intent is to assist in getting physicians registered for CURES by January 2016, as required by Senate Bill 809 (DeSaulnier, Chapter 400, Statutes of 2013).

#### Update on Safe Prescribing Continuing Medical Education (CME) Course

On September 19, 2014, the Board sponsored a three hour CME course entitled "Extended-Release and Long-Acting (ER/LA) Opioid Analgesics Risk Evaluation and Mitigation Strategy" in Los Angeles. Although the Board received over 500 registrations, the course was attended by 227 physicians.

This course was developed by the U.S. Food and Drug Administration and focused on assessing patients for treatment with ER/LA opioid analgesic therapy. The course discussed initiating therapy, modifying dosing, discontinuing the use of ER/LA opioid analgesics, managing therapy, and counseling patients and caregivers about the safe use of ER/LA opioid analgesics. The course also included general and specific drug information for ER/LA opioid analgesics.

The Board was able to offer this CME course thanks to a grant from the Federation of State Medical Boards Foundation. The three hours of CME credits were granted by the University of Nebraska Medical Center, Center for Continuing Education.

The Board also plans to offer this course in Northern California either in early December or early next year. In addition, the Board is working on posting information on the its website about a one hour CME online course that is also available on this topic.

## 0758 - Medical Board Analysis of Fund Condition

(Dollars in Thousands)

	ACTUAL 2013-14	CURRENT YEAR 2014-15	BY 2015-16	BY+1 2016-17	BY+2 2017-18
<b>BEGINNING BALANCE</b>	\$ 26,498	\$ 24,653	\$ 18,465	\$ 14,750	\$ 7,418
Prior Year Adjustment	\$ 234	\$ -	\$ -	\$ -	\$ -
Adjusted Beginning Balance	\$ 26,732	\$ 24,653	\$ 18,465	\$ 14,750	\$ 7,418
<b>REVENUES AND TRANSFERS</b>					
Revenues:					
125600 Other regulatory fees	\$ 157	\$ 331	\$ 331	\$ 331	\$ 331
125700 Other regulatory licenses and permits	\$ 6,994	\$ 5,960	\$ 5,961	\$ 5,961	\$ 5,961
125800 Renewal fees	\$ 45,414	\$ 45,727	\$ 45,727	\$ 45,727	\$ 45,727
125900 Delinquent fees	\$ 238	\$ 98	\$ 98	\$ 98	\$ 98
141200 Sales of documents	\$ 12	\$ 12	\$ 12	\$ 12	\$ 12
142500 Miscellaneous services to the public	\$ 1	\$ 30	\$ 30	\$ 30	\$ 30
150300 Income from surplus money investments	\$ 75	\$ 65	\$ 70	\$ 45	\$ 37
160400 Sale of fixed assets	\$ -	\$ 3	\$ 3	\$ 3	\$ 3
161000 Escheat of unclaimed checks and warrants	\$ 11	\$ 11	\$ 11	\$ 11	\$ 11
161400 Miscellaneous revenues	\$ 2	\$ 16	\$ 16	\$ 16	\$ 16
164300 Penalty assessments - Probation Monitoring		\$ 900	\$ 900	\$ 900	\$ 900
Totals, Revenues	\$ 52,904	\$ 53,153	\$ 53,159	\$ 53,134	\$ 53,126
Transfers:					
<b>TOTALS, REVENUES AND TRANSFERS</b>	\$ 52,904	\$ 53,153	\$ 53,159	\$ 53,134	\$ 53,126
<b>TOTAL RESOURCES</b>	\$ 79,636	\$ 77,806	\$ 71,624	\$ 67,884	\$ 60,544
<b>EXPENDITURES</b>					
Disbursements:					
0840 State Controller (State Operations)	\$ 3	\$ -	\$ -	\$ -	\$ -
8880 FSCU (State Operations)	\$ -	\$ -	\$ -	\$ -	\$ -
FISCAL	\$ 259	\$ 48	\$ -	\$ -	\$ -
1110 Program Expenditures (State Operations)	\$ 54,721	\$ 56,367	\$ 56,354	\$ 58,415	\$ 59,625
2014-15 and ongoing Approved Costs					
BreEZe Costs		\$ 1,531			
CURES		\$ 819			
Enforcement Enhancements		\$ 471	\$ 415	\$ 415	\$ 415
SB 304		\$ 118	\$ 118	\$ 118	\$ 118
Establish Spending Authority for Midwifery		\$ (13)	\$ (13)	\$ (13)	\$ (13)
Anticipated Future Costs					
BreEZe Costs			\$ 1,531	\$ 1,531	\$ 1,531
Totals, Disbursements	\$ 54,983	\$ 59,341	\$ 56,874	\$ 60,466	\$ 61,676
<b>FUND BALANCE</b>					
Reserve for economic uncertainties	\$ 24,653	\$ 18,465	\$ 14,750	\$ 7,418	\$ (1,132)
<b>Months in Reserve</b>	5.0	3.9	2.9	1.4	-0.2

### NOTES:

A. ASSUMES WORKLOAD AND REVENUE PROJECTIONS ARE REALIZED FOR 2015-16 AND BEYOND.

B. INTEREST ON FUND ESTIMATED AT .361%

\$9 million was loaned to the General Fund by the Board in FY 11/12 and \$6 million was loaned to the General Fund in FY 08/09. These loans will be repaid when the fund is nearing its minimum mandated level.

10/9/2014

## 0758 - Medical Board Analysis of Fund Condition

(Dollars in Thousands)

	ACTUAL 2013-14	CURRENT YEAR 2014-15	BY 2015-16	BY+1 2016-17	BY+2 2017-18
<b>BEGINNING BALANCE</b>	\$ 26,498	\$ 24,653	\$ 18,465	\$ 14,721	\$ 13,358
Prior Year Adjustment	\$ 234	\$ -	\$ -	\$ -	\$ -
Adjusted Beginning Balance	\$ 26,732	\$ 24,653	\$ 18,465	\$ 14,721	\$ 13,358
<b>REVENUES AND TRANSFERS</b>					
Revenues:					
125600 Other regulatory fees	\$ 157	\$ 331	\$ 331	\$ 331	\$ 331
125700 Other regulatory licenses and permits	\$ 6,994	\$ 5,960	\$ 5,961	\$ 5,961	\$ 5,961
125800 Renewal fees	\$ 45,414	\$ 45,727	\$ 45,727	\$ 45,727	\$ 45,727
125900 Delinquent fees	\$ 238	\$ 98	\$ 98	\$ 98	\$ 98
141200 Sales of documents	\$ 12	\$ 12	\$ 12	\$ 12	\$ 12
142500 Miscellaneous services to the public	\$ 1	\$ 30	\$ 1	\$ 1	\$ 1
150300 Income from surplus money investments	\$ 75	\$ 65	\$ 70	\$ 43	\$ 37
160400 Sale of fixed assets	\$ -	\$ 3	\$ 3	\$ 3	\$ 3
161000 Escheat of unclaimed checks and warrants	\$ 11	\$ 11	\$ 11	\$ 11	\$ 11
161400 Miscellaneous revenues	\$ 2	\$ 16	\$ 16	\$ 16	\$ 16
164300 Penalty assessments - Probation Monitoring		\$ 900	\$ 900	\$ 900	\$ 900
Totals, Revenues	\$ 52,904	\$ 53,153	\$ 53,130	\$ 53,103	\$ 53,097
Transfers:					
Proposed General Fund Loan Repayment				\$ 6,000	\$ 7,000
<b>TOTALS, REVENUES AND TRANSFERS</b>	\$ 52,904	\$ 53,153	\$ 53,130	\$ 59,103	\$ 60,097
<b>TOTAL RESOURCES</b>	\$ 79,636	\$ 77,806	\$ 71,595	\$ 73,824	\$ 73,455
<b>EXPENDITURES</b>					
Disbursements:					
0840 State Controller (State Operations)	\$ 3	\$ -	\$ -	\$ -	\$ -
8880 FSCU (State Operations)	\$ -	\$ -	\$ -	\$ -	\$ -
FISCAL	\$ 259	\$ 48	\$ -	\$ -	\$ -
1110 Program Expenditures (State Operations)	\$ 54,721	\$ 56,367	\$ 56,354	\$ 58,415	\$ 59,625
<u>2014-15 and ongoing Approved Costs</u>					
BreEZe Costs		\$ 1,531			
CURES		\$ 819			
Enforcement Enhancements		\$ 471	\$ 415	\$ 415	\$ 415
SB 304		\$ 118	\$ 118	\$ 118	\$ 118
Establish Spending Authority for Midwifery		\$ (13)	\$ (13)	\$ (13)	\$ (13)
<u>Anticipated Future Costs</u>					
BreEZe Costs			\$ 1,531	\$ 1,531	\$ 1,531
Totals, Disbursements	\$ 54,983	\$ 59,341	\$ 56,874	\$ 60,466	\$ 61,676
<b>FUND BALANCE</b>					
Reserve for economic uncertainties	\$ 24,653	\$ 18,465	\$ 14,721	\$ 13,358	\$ 11,779
<b>Months in Reserve</b>	5.0	3.9	2.9	2.6	2.3

### NOTES:

A. ASSUMES WORKLOAD AND REVENUE PROJECTIONS ARE REALIZED FOR 2015-16 AND BEYOND.

B. INTEREST ON FUND ESTIMATED AT .361%

\$9 million was loaned to the General Fund by the Board in FY 11/12 and \$6 million was loaned to the General Fund in FY 08/09. These loans will be repaid when the fund is nearing its minimum mandated level.

10/9/2014

**Medical Board of California**  
FY 13/14  
Budget Expenditure Report  
(As of June 30, 2014)  
(100% of fiscal year completed)

OBJECT DESCRIPTION	BUDGET ALLOTMENT	EXPENSES/ ENCUMB	PERCENT OF BUDGET EXP/ENCUMB	UNENCUMB BALANCE
<b>PERSONAL SERVICES</b>				
Salary & Wages (Staff & Exec Director)	16,540,850	15,608,041	94.4	932,809
Board Members	31,500	75,125	238.5	(43,625)
Phy Fitness Incentive Pay	29,623	6,600	22.3	23,023
Temp Help	1,800,000	1,351,227	75.1	448,773
Overtime	50,000	152,653	305.3	(102,653)
Staff Benefits	8,328,522	7,859,877	94.4	468,645
BL 12-03 Blanket	0	130,170		0
<b>TOTALS, PERS SERVICES</b>	<b>26,780,495</b>	<b>25,183,693</b>	<b>94.0</b>	<b>1,726,972</b>
<b>OPERATING EXP &amp; EQUIP</b>				
General Expense	300,535	526,470	175.2	(225,935)
Fingerprint Reports	333,448	296,283	88.9	37,165
Minor Equipment	24,300	137,253	564.8	(112,953)
Printing	435,755	281,723	64.7	154,032
Communications	257,190	270,978	105.4	(13,788)
Postage	182,511	117,962	64.6	64,549
Insurance	41,053	16,106	39.2	24,947
Travel In-State	361,298	377,763	104.6	(16,465)
Travel Out-of-State	7,000	11,057	158.0	(4,057)
Training	78,895	64,991	82.4	13,904
Facilities Operation (Rent)	2,490,025	2,460,235	98.8	29,790
Consult/Prof Services	3,017,594	2,103,643	69.7	913,951
Departmental Prorata	5,034,442	4,967,736	98.7	66,706
Interagency Services	5,142	0	0.0	5,142
Consolidated Data Center	650,230	496,182	76.3	154,048
Data Processing	129,492	296,770	229.2	(167,278)
Central Admin Svcs (Statewide Prorata)	2,417,774	2,417,774	100.0	0
Attorney General Services	13,347,280	13,018,087	97.5	329,193
Office of Administrative Hearings	1,525,080	1,154,251	75.7	370,829
Evidence/Witness	1,893,439	2,021,476	106.8	(128,037)
Court Reporter Services	225,000	325,360	144.6	(100,360)
Major Equipment	392,120	403,544	102.9	(11,424)
Other Items of Expense	81	31,013	38,287.7	(30,932)
Vehicle Operations	247,925	350,242	141.3	(102,317)
Court-ordered Payments	0	0		0
Board of Control Claim	0	2,808		(2,808)
<b>TOTALS, OE&amp;E</b>	<b>33,397,609</b>	<b>32,149,707</b>	<b>96.3</b>	<b>1,247,902</b>
<b>TOTALS, EXPENDITURES</b>	<b>60,178,104</b>	<b>57,333,400</b>	<b>95.3</b>	<b>2,844,704</b>
<b>Scheduled Reimbursements</b>	<b>(384,000)</b>	<b>(604,410)</b>	<b>157.4</b>	<b>220,410</b>
<b>Distributed Costs</b>	<b>(780,000)</b>	<b>(616,950)</b>	<b>79.1</b>	<b>(163,050)</b>
<b>NET TOTAL, EXPENDITURES</b>	<b>59,014,105</b>	<b>56,112,040</b>	<b>95.1</b>	<b>2,902,064</b>
<b>Unscheduled Reimbursements</b>		<b>(1,390,459)</b>		
		<b>54,721,581</b>		

Budget Expenditure Report.xls  
Date:9/19/14

# Medical Board of California

FY 14/15

Budget Expenditure Report

(As of August 31, 2014)

(17% of fiscal year completed)

OBJECT DESCRIPTION	BUDGET ALLOTMENT	EXPENSES/ ENCUMB	PERCENT OF BUDGET EXP/ENCUMB	UNENCUMB BALANCE
<b>PERSONAL SERVICES</b>				
Salary & Wages (Staff & Exec Director)	9,272,626	1,361,198	14.7	7,911,428
Board Members	31,500	8,700	27.6	22,800
Temp Help	755,888	10,294	1.4	745,594
Overtime	44,441	737	1.7	43,704
Staff Benefits	4,564,227	736,753	16.1	3,827,474
BL 12-03 Blanket	0	91,394		0
<b>TOTALS, PERS SERVICES</b>	<b>14,668,682</b>	<b>2,209,076</b>	<b>15.1</b>	<b>12,551,000</b>
<b>OPERATING EXP &amp; EQUIP</b>				
General Expense	72,874	76,583	105.1	(3,709)
Fingerprint Reports	333,448	26,519	8.0	306,929
Minor Equipment	28,950	8,599	29.7	20,351
Printing	194,755	49,695	25.5	145,060
Communications	106,190	14,244	13.4	91,946
Postage	149,511	21,338	14.3	128,173
Insurance	2,053	0	0.0	2,053
Travel In-State	130,298	9,635	7.4	120,663
Travel Out-of-State	0	954	0.0	(954)
Training	54,895	2,294	4.2	52,601
Facilities Operation (Rent)	928,140	2,291,100	246.8	(1,362,960)
Consult/Prof Services	1,482,088	2,005,585	135.3	(523,497)
Departmental Prorata	4,963,707	1,240,930	25.0	3,722,777
HQIU	15,804,000	963,549	6.1	14,840,451
Interagency Services	5,142	0	0.0	5,142
Consolidated Data Center	650,230	14,333	2.2	635,897
Data Processing	117,492	44,600	38.0	72,892
Central Admin Svcs (Statewide Prorata)	2,865,649	716,662	25.0	2,148,987
Attorney General Services	13,347,280	2,084,980	15.6	11,262,300
Office of Administrative Hearings	1,525,080	0	0.0	1,525,080
Evidence/Witness	1,893,439	113,676	6.0	1,779,763
Court Reporter Services	225,000	163,876	72.8	61,124
Major Equipment	57,180	0	0.0	57,180
Other Items of Expense	81	15,198	18,763.0	(15,117)
Vehicle Operations	31,925	9,614	30.1	22,311
Court-ordered Payments	0	0		0
Board of Control Claim	0	0		0
<b>TOTALS, OE&amp;E</b>	<b>44,969,407</b>	<b>9,873,964</b>	<b>22.0</b>	<b>35,095,443</b>
<b>TOTALS, EXPENDITURES</b>	<b>59,638,089</b>	<b>12,083,040</b>	<b>20.3</b>	<b>47,555,049</b>
<b>Scheduled Reimbursements</b>	<b>(384,000)</b>	<b>(56,555)</b>	<b>14.7</b>	<b>(327,445)</b>
<b>Distributed Costs</b>	<b>(780,000)</b>	<b>0</b>	<b>0.0</b>	<b>(780,000)</b>
<b>NET TOTAL, EXPENDITURES</b>	<b>58,474,089</b>	<b>12,026,485</b>	<b>20.6</b>	<b>46,447,604</b>
<b>Unscheduled Reimbursements</b>		<b>(8,000)</b>		
		<b>12,018,485</b>		

Budget Expenditure Report.xls

Date:9/22/14



MEDICAL BOARD OF CALIFORNIA  
LICENSING PROGRAM  
BUDGET REPORT  
JULY 1, 2014 - AUGUST 31, 2014

	FY 14/15 BUDGET	EXPENDITURES/ ENCUMBRANCES YR-TO-DATE	LAG TIME (MONTHS)
PERSONAL SERVICES			
Salaries & Wages	2,888,597	427,561	current
Staff Benefits	<u>727,215</u>	<u>231,547</u>	current
TOTAL PERSONAL SERVICES	3,615,812	659,108	
OPERATING EXPENSES & EQUIPMENT			
General Expense	15,349	656	1-2
Fingerprint Reports*	333,448	26,519	1-2
Printing	99,876	23,916	1-2
Communications	25,000	2,378	1-2
Postage	78,111	13,100	1-2
Travel In-State	9,758	3,547	1-2
Training	5,000	0	1-2
Facilities Operation	226,000	320,065	current
Consult/Professional Services	1,227,873	971,271	1-2
Departmental Services	592,170	148,042	current
Interagency Services	587	0	current
Data Processing	3,000	1,549	1-2
Statewide Pro Rata	341,872	85,468	current
Attorney General	190,000	3,502	current
Evidence/Witness Fees	7,500	0	1-2
Court Reporter Services	250	0	1-2
Major Equipment	0	0	1-2
Minor Equipment	<u>0</u>	<u>0</u>	1-2
TOTAL OPERATING EXPENSES & EQUIPMENT	3,155,794	1,600,013	
SCHEDULED REIMBURSEMENTS	(384,000)	(56,555)	
DISTRIBUTED COSTS	(31,131)	0	
TOTAL BUDGET/EXPENDITURES	<b>6,356,475</b>	<b>2,202,566 **</b>	

\*Department of Justice invoices for fingerprint reports, name checks, and subsequent arrest reports

\*\* Includes Polysom

9/25/2014

MEDICAL BOARD OF CALIFORNIA  
ENFORCEMENT PROGRAM  
BUDGET REPORT  
JULY 1, 2014- AUGUST 31, 2014

	FY 14/15 BUDGET	EXPENDITURES/ ENCUMBRANCES YR-TO-DATE	LAG TIME (MONTHS)
PERSONAL SERVICES			
Salaries & Wages	2,705,134	433,602	current
Staff Benefits	<u>2,716,797</u>	<u>213,519</u>	current
TOTAL PERSONAL SERVICES	5,421,931	647,121	
OPERATING EXPENSE & EQUIPMENT			
General Expense/Fingerprint Reports	15,340	56,754	1-2
Printing	35,279	15,602	1-2
Communications	14,510	7,124	1-2
Postage	60,000	8,046	1-2
Insurance	0,000	0	current
Travel In-State	17,531	3,181	1-2
Travel Out-State		0	1-2
Training	31,000	1,065	1-2
Facilities Operations	367,140	1,659,038	current
Consultant/Professional Services	166,494	993,521	1-2
Departmental Services	3,642,865	910,717	current
Interagency Services	3,629	0	1-2
HQIU	15,804,000	963,549	
Data Processing	17,492	31,961	1-2
Statewide Pro Rata	2,103,100	525,775	current
Attorney General 1/	13,157,280	2,081,478	current
OAH	1,525,080	0	1
Evidence/Witness Fees	1,820,939	112,076	1-2
Court Reporter Services	224,750	163,876	1-2
Major Equipment	0	0	1-2
Other Items of Expense (Law Enf. Materials/Lab, etc.)	0	14,770	1-2
Vehicle Operations	0,000	5,312	1-2
Minor Equipment	0	3,325	1-2
Court-Ordered Payments	<u>0</u>	<u>0</u>	current
TOTAL OPERATING EXPENSES & EQUIPMENT	39,006,429	7,557,170	
DISTRIBUTED COSTS	(744,054)	0	
TOTAL BUDGET/EXPENDITURES	<b>43,684,306</b>	<b>8,204,291</b>	
Unscheduled Reimbursements		<u>0</u> 8,204,291	

1/See next page for monthly billing detail

**HQIU**  
FY 14/15  
Budget Expenditure Report  
(As of August 31, 2014)  
(17% of fiscal year completed)

OBJECT DESCRIPTION	BUDGET ALLOTMENT	EXPENSES/ ENCUMB	PERCENT OF BUDGET EXP/ENCUMB	UNENCUMB BALANCE
<b>PERSONAL SERVICES</b>				
Salary & Wages	8,959,584	1,259,457	14.1	7,700,127
Temp Help	0	104,538	0.0	(104,538)
Overtime	0	164	0.0	(164)
Staff Benefits	3,836,533	690,778	18.0	3,145,755
<b>TOTALS, PERS SERVICES</b>	<b>12,796,117</b>	<b>2,054,937</b>	<b>16.1</b>	<b>10,741,180</b>
<b>OPERATING EXP &amp; EQUIP</b>				
General Expense	210,000	78,314	37.3	131,686
Minor Equipment	0	561	0.0	(561)
Printing	68,000	75,952	111.7	(7,952)
Communications	171,000	13,398	7.8	157,602
Postage	35,000	5,154	14.7	29,846
Insurance	39,000	0	0.0	39,000
Travel In-State	222,000	7,195	3.2	214,805
Travel Out-of-State	7,000	0	0.0	7,000
Training	26,000	0	0.0	26,000
Facilities Operation (Rent)	1,574,000	26,520	1.7	1,547,480
Consult/Prof Services	91,000	70,560	77.5	20,440
Consolidated Data Center	14,000	0	0.0	14,000
Data Processing	0	10,427	0.0	(10,427)
Court Reporter Services	0	60,065	0.0	(60,065)
Other Items of Expense	28,000	29,650	105.9	(1,650)
Vehicle Operations	216,000	14,892	6.9	201,108
Court-ordered Payments	0	0	0.0	0
Board of Control Claim	0	0	0.0	0
<b>TOTALS, OE&amp;E</b>	<b>2,701,000</b>	<b>392,688</b>	<b>14.5</b>	<b>2,308,312</b>
<b>TOTALS, EXPENDITURES</b>	<b>15,497,117</b>	<b>2,447,625</b>	<b>15.8</b>	<b>13,049,492</b>
<b>Scheduled Reimbursements Distributed Costs</b>				
<b>NET TOTAL, EXPENDITURES</b>	<b>15,497,118</b>	<b>2,447,625</b>	<b>15.8</b>	<b>13,049,492</b>
<b>Unscheduled Reimbursements</b>		<b>0</b>		
		<b>2,447,625</b>		

Budget Expenditure Report.xls  
Date:10/8/14

MEDICAL BOARD OF CALIFORNIA  
ATTORNEY GENERAL EXPENDITURES - FY 14/15  
**DOJ AGENCY CODE 003573 - ENFORCEMENT (6303)**  
page 1 of 2

		<u>Number of Hours</u>	<u>Rate</u>	<u>Amount</u>
July	Attorney Services	6,050.50	170.00	1,028,585.00
	Paralegal Services	214.25	120.00	25,710.00
	Auditor/Analyst Services	117.75	99.00	11,657.25
	Cost of Suit			0.00
				<u>1,065,952.25</u>
August	Attorney Services	5,762.25	170.00	979,582.50
	Paralegal Services	229.50	120.00	27,540.00
	Auditor/Analyst Services	75.50	99.00	7,474.50
	Cost of Suit			929.00
				<u>1,015,526.00</u>
September	Attorney Services	0.00	170.00	0.00
	Paralegal Services	0.00	120.00	0.00
	Auditor/Analyst Services	0.00	99.00	0.00
	Cost of Suit			0.00
				<u>0.00</u>
October	Attorney Services	0.00	170.00	0.00
	Paralegal Services	0.00	120.00	0.00
	Auditor/Analyst Services	0.00	99.00	0.00
	Special Agent	0.00	120.00	0.00
	Cost of Suit			0.00
				<u>0.00</u>
November	Attorney Services	0.00	170.00	0.00
	Paralegal Services	0.00	120.00	0.00
	Auditor/Analyst	0.00	99.00	0.00
	Cost of Suit			0.00
				<u>0.00</u>
December	Attorney Services	0.00	170.00	0.00
	Paralegal Services	0.00	120.00	0.00
	Auditor/Analyst	0.00	99.00	0.00
	Cost of Suit			0.00
				<u>0.00</u>
<b>Total July-Dec =</b>				<b>2,081,478.25</b>
<b>FY 13/14 Budget =</b>				<b>13,157,280.00</b>

MEDICAL BOARD OF CALIFORNIA  
ATTORNEY GENERAL EXPENDITURES - FY 14/15  
**DOJ AGENCY CODE 003573 - ENFORCEMENT (6303)**  
page 2 of 2

January				
	Attorney Services	0.00	170.00	0.00
	Paralegal Services	0.00	120.00	0.00
	Auditor/Analyst	0.00	99.00	0.00
	Cost of Suit			0.00
				<u>0.00</u>
February				
	Attorney Services	0.00	170.00	0.00
	Paralegal Services	0.00	120.00	0.00
	Auditor/Analyst	0.00	99.00	0.00
	Cost of Suit			0.00
				<u>0.00</u>
March				
	Attorney Services	0.00	170.00	0.00
	Paralegal Services	0.00	120.00	0.00
	Auditor/Analyst Services	0.00	99.00	0.00
	Cost of Suit			0.00
				<u>0.00</u>
April				
	Attorney Services	0.00	170.00	0.00
	Paralegal Services	0.00	120.00	0.00
	Auditor/Analyst Services	0.00	99.00	0.00
	Cost of Suit			0.00
				<u>0.00</u>
May				
	Attorney Services	0.00	170.00	0.00
	Paralegal Services	0.00	120.00	0.00
	Auditor/Analyst Services	0.00	99.00	0.00
	Cost of Suit			0.00
				<u>0.00</u>
June				
	Attorney Services	0.00	170.00	0.00
	Paralegal Services	0.00	120.00	0.00
	Auditor/Analyst Services	0.00	99.00	0.00
	Cost of Suit			0.00
				<u>0.00</u>

Revised 10/9/2014

**FYTD Total = 2,081,478.25**  
**FY 13/14 Budget = 13,157,280.00**

**ENFORCEMENT/PROBATION RECEIPTS**  
**MONTHLY PROFILE: JULY 2012 - JUNE 2015**

	Jul-12	Aug-12	Sep-12	Oct-12	Nov-12	Dec-12	Jan-13	Feb-13	Mar-13	Apr-13	May-13	Jun-13	FYTD Total
Invest Cost Recovery	250	300	650	2,349	750	700	4,527	600	2,595	6,888	600	500	20,709
Criminal Cost Recovery	1,409	705	619	5,136	964	10,914	2,411	1,198	676	489	39,422	2,871	66,814
Probation Monitoring	38,879	47,871	26,432	65,999	45,648	146,950	434,545	319,499	52,448	55,458	29,123	33,854	1,296,706
Exam	1,848	3,456	6,563	2,666	5,212	975	3,074	1,625	4,725	12,262	138	1,881	44,424
Cite/Fine	2,800	1,900	4,750	6,268	8,586	12,300	8,700	4,059	3,850	1,650	3,100	7,300	65,263
MONTHLY TOTAL	45,186	54,232	39,014	82,418	61,160	171,839	453,257	326,981	64,294	76,747	72,382	46,406	1,493,916
FYTD TOTAL	45,186	99,418	138,432	220,850	282,010	453,849	907,106	1,234,087	1,298,381	1,375,128	1,447,510	1,493,916	
	Jul-13	Aug-13	Sep-13	Oct-13	Nov-13	Dec-13	Jan-14	Feb-14	Mar-14	Apr-14	May-14	Jun-14	FYTD Total
Invest Cost Recovery	650	550	550	0	0	50	1,050	50	0	100	50	50	3,100
Criminal Cost Recovery	499	698	1,050	3,127	8,857	204	2,824	9,707	100	7,352	1,235	2,677	38,330
Probation Monitoring	69,560	54,598	28,303	0	100,901	115,137	439,694	161,273	109,197	136,412	63,742	65,414	1,344,231
Exam	7,232	6,164	4,537	0	5,568	1,500	7,328	3,075	4,929	5,784	3,953	9,338	59,408
Cite/Fine	2,850	5,450	2,000	4,925	2,975	2,850	1,100	1,100	0	750	1,850	5,500	31,350
MONTHLY TOTAL	80,791	67,460	36,440	8,052	118,301	119,741	451,996	175,205	114,226	150,398	70,830	82,979	1,476,418
FYTD TOTAL	80,791	148,251	184,691	192,743	311,044	430,784	882,780	1,057,985	1,172,211	1,322,609	1,393,439	1,476,418	
	Jul-14	Aug-14	Sep-14	Oct-14	Nov-14	Dec-14	Jan-15	Feb-15	Mar-15	Apr-15	May-15	Jun-15	FYTD Total
Invest Cost Recovery	0	50											50
Criminal Cost Recovery	844	29,175											30,019
Probation Monitoring	64,316	41,643											105,959
Exam	9,061	3,048											12,109
Cite/Fine	3,000	3,000											6,000
MONTHLY TOTAL	77,221	76,916	0	0	0	0	0	0	0	0	0	0	154,137
FYTD TOTAL	77,221	154,137	154,137	154,137	154,137	154,137	154,137	154,137	154,137	154,137	154,137	154,137	

excel:enfrcptsmonthlyprofile.xls.revised 9/22/2014

**NOTE:** Beginning with October 2013, payment amounts reflect payments made directly to MBC; they do not include payments made through BreEze online system. Online payment information is unavailable.

# MEDICAL BOARD OF CALIFORNIA BUDGET OVERVIEW BY BOARD COMPONENT

	EXEC	ENFORCE	OPERATION SAFE MEDICINE	LICENSING	ADMIN SERVICES	INFO SYSTEMS	PROBATION MONITORING	BOARD TOTAL
<b>FY 11/12</b>								
\$ Budgeted	1,885,220	40,510,088		5,336,015	1,585,554	3,069,028	2,013,445	54,399,350
\$ Spent *	1,775,576	33,754,208		4,745,127	1,543,636	2,810,667	503,487	45,132,701 *
Positions								
Authorized	8.8	164.1		53.3	15.0	17.0	25.0	283.2
<b>FY 12/13</b>								
\$ Budgeted	2,132,008	39,300,606	525,515	6,399,247	1,570,587	3,754,162	2,239,391	55,921,516
\$ Spent *	1,762,058	37,058,493	672,700	5,770,689	1,671,010	3,001,574	720,484	50,657,008 *
Positions								
Authorized	8.8	147.0	6.0	53.3	14.0	17.0	25.0	271.1
<b>FY 13/14</b>								
\$ Budgeted	2,304,466	40,127,776	716,147	7,567,914	1,833,855	3,363,720	2,281,227	58,195,105
\$ Spent*	1,427,599	40,148,898	879,418	6,023,718	1,650,434	3,166,541	1,424,973	54,721,581 *
Positions								
Authorized	8.8	147.0	6.0	53.3	14.0	17.0	25.0	271.1
<b>FY 14/15</b>								
\$ Budgeted	1,846,133	43,684,306		6,356,475	1,517,338	3,076,473	1,993,364	58,474,089
\$ Spent thru 08/31*	358,887	8,204,291		2,202,566	328,862	493,156	430,723	12,018,485 *
Positions								
Authorized	8.0	44.0		53.1	14.0	17.0	24.0	160.1

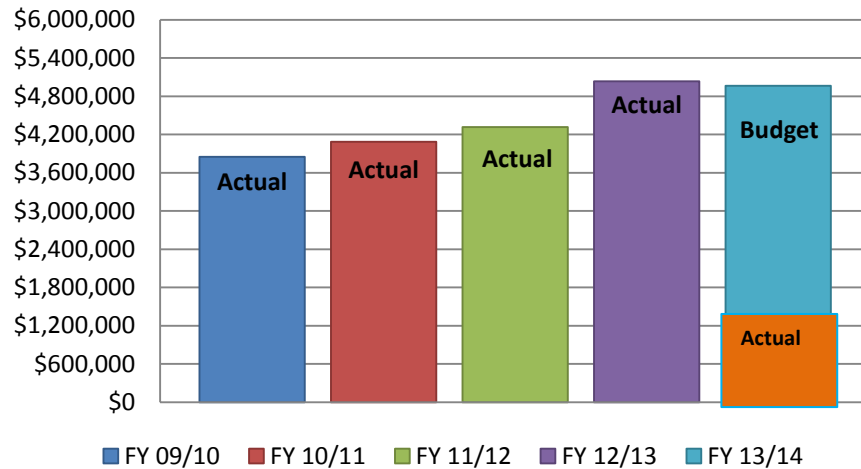
\* net expenditures (includes unscheduled reimbursements)

10/9/2014

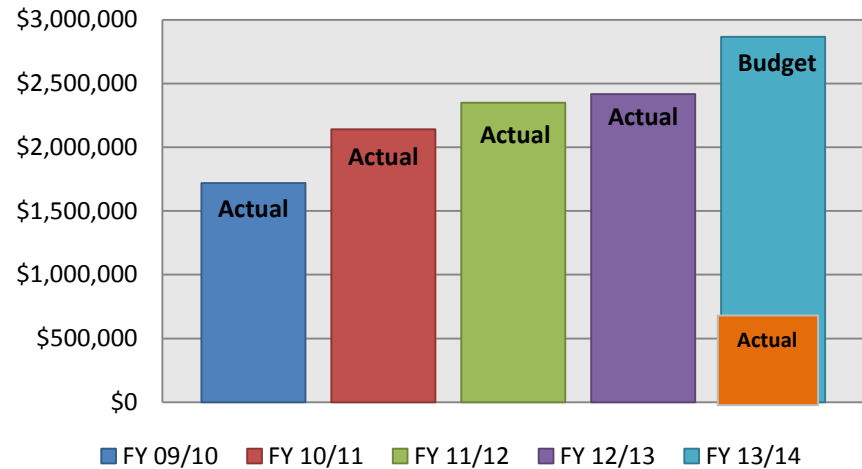
Budget Overview by Program.xls

## Strategic Plan Objective 5.3 External Agencies' Spending

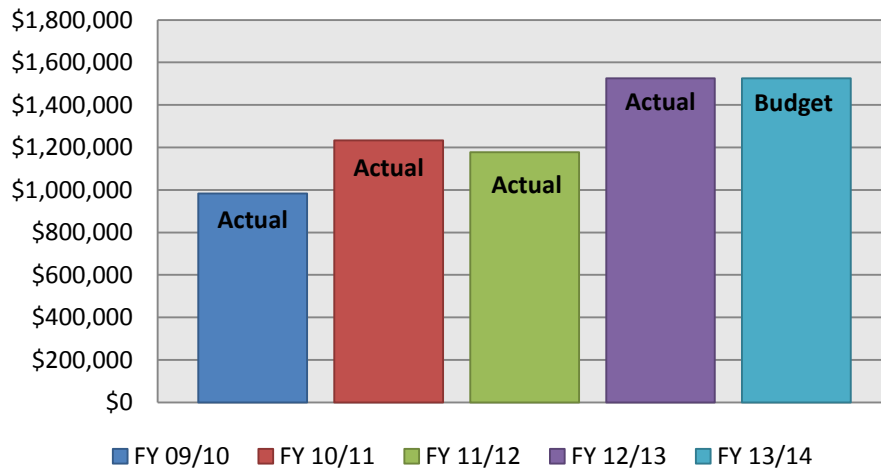
### Departmental Prorata



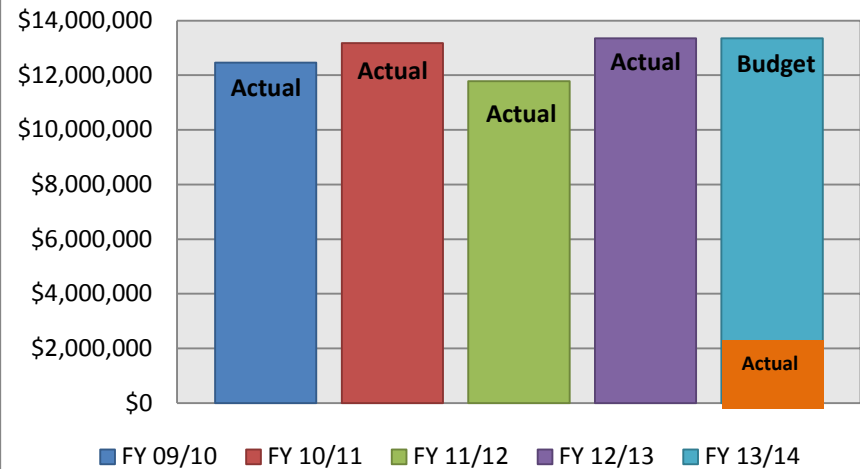
### Statewide Prorata



### Office of Administrative Hearings



### Attorney General's Office





Board Members' Expenditures - Per Diem/Travel  
July 1, 2014 - June 30, 2015

NAMES	JULY	AUG	SEPT	OCT	NOV	DEC	JAN	FEB	MAR	APRIL	MAY	JUNE	YTD
DR. BISHOP - Per diem	\$ 600.00	\$ 200.00										\$ -	\$ 800.00
Travel	\$ 875.32											\$ -	\$ 875.32
	\$ 1,475.32	\$ 200.00	\$ -	\$ -	\$ -	\$ -	\$ -	\$ -	\$ -	\$ -	\$ -	\$ -	\$ 1,675.32
DR GNANADEV - Per diem	\$ 1,400.00												\$ 1,400.00
Travel	\$ 823.38												\$ 823.38
	\$ 2,223.38	\$ -	\$ -	\$ -	\$ -	\$ -	\$ -	\$ -	\$ -	\$ -	\$ -	\$ -	\$ 2,223.38
DR. KRAUSS - Per diem	\$ 1,400.00											\$ -	\$ 1,400.00
Travel												\$ -	\$ -
	\$ 1,400.00	\$ -	\$ -	\$ -	\$ -	\$ -	\$ -	\$ -	\$ -	\$ -	\$ -	\$ -	\$ 1,400.00
DR. LEVINE - Per diem												\$ -	\$ -
Travel												\$ -	\$ -
	\$ -	\$ -	\$ -	\$ -	\$ -	\$ -	\$ -	\$ -	\$ -	\$ -	\$ -	\$ -	\$ -
DR. LEWIS - Per diem	\$ 1,500.00	\$ 900.00										\$ -	\$ 2,400.00
Travel												\$ -	\$ -
	\$ 1,500.00	\$ 900.00	\$ -	\$ -	\$ -	\$ -	\$ -	\$ -	\$ -	\$ -	\$ -	\$ -	\$ 2,400.00
MR. LUI - Per diem												\$ -	\$ -
Travel												\$ -	\$ -
	\$ -	\$ -	\$ -	\$ -	\$ -	\$ -	\$ -	\$ -	\$ -	\$ -	\$ -	\$ -	\$ -
MS. PINES - Per diem	\$ 1,300.00											\$ -	\$ 1,300.00
Travel	\$ 677.46											\$ -	\$ 677.46
	\$ 1,977.46	\$ -	\$ -	\$ -	\$ -	\$ -	\$ -	\$ -	\$ -	\$ -	\$ -	\$ -	\$ 1,977.46
MS.SCHIPSKE - Per diem	\$ 1,600.00	\$ 1,100.00											\$ 2,700.00
Travel												\$ -	\$ -
	\$ 1,600.00	\$ 1,100.00	\$ -	\$ -	\$ -	\$ -	\$ -	\$ -	\$ -	\$ -	\$ -	\$ -	\$ 2,700.00
MR. SERRANO SWELL- Per diem	\$ 700.00	\$ 700.00										\$ -	\$ 1,400.00
	\$ 413.72											\$ -	\$ 413.72
	\$ 1,113.72	\$ 700.00	\$ -	\$ -	\$ -	\$ -	\$ -	\$ -	\$ -	\$ -	\$ -	\$ -	\$ 1,813.72
MS.WRIGHT - Per diem	\$ 1,600.00	\$ 1,400.00										\$ -	\$ 3,000.00
Travel	\$ 210.03											\$ -	\$ 210.03
	\$ 1,810.03	\$ 1,400.00	\$ -	\$ -	\$ -	\$ -	\$ -	\$ -	\$ -	\$ -	\$ -	\$ -	\$ 3,210.03
MS. YAROSLAVSKY - Per diem	\$ 1,000.00	\$ 700.00										\$ -	\$ 1,700.00
Travel	\$ 799.36											\$ -	\$ 799.36
	\$ 1,799.36	\$ 700.00	\$ -	\$ -	\$ -	\$ -	\$ -	\$ -	\$ -	\$ -	\$ -	\$ -	\$ 2,499.36
DR. YIP - Per diem	\$ -	\$ -	\$ -	\$ -	\$ -	\$ -	\$ -	\$ -	\$ -	\$ -	\$ -	\$ -	\$ -
Travel	\$ -	\$ -	\$ -	\$ -	\$ -	\$ -	\$ -	\$ -	\$ -	\$ -	\$ -	\$ -	\$ -
	\$ -	\$ -	\$ -	\$ -	\$ -	\$ -	\$ -	\$ -	\$ -	\$ -	\$ -	\$ -	\$ -

As of:10/06/2014

TOTAL PER DIEM	\$ 16,100.00
TOTAL PER DIEM BUDGETED	\$ 31,500.00
TOTAL TRAVEL	\$ 3,799.27
<b>TOTAL</b>	<b>\$ 19,899.27</b>



**California State Board of Pharmacy**

1625 N. Market Blvd, N219, Sacramento, CA 95834  
Phone: (916) 574-7900  
Fax: (916) 574-8618  
www.pharmacy.ca.gov

BUSINESS, CONSUMER SERVICES AND HOUSING AGENCY  
DEPARTMENT OF CONSUMER AFFAIRS  
GOVERNOR EDMUND G. BROWN JR.

October 7, 2014

To: Medical Board of California

From: Virginia Herold, Executive Officer, California State Board of Pharmacy

Subject: Board of Pharmacy Update

---

The Board of Pharmacy has the following update to the Medical Board of California.

Prescription Drug Abuse:

The board's Prescription Drug Abuse Subcommittee met in late August. During this meeting, the subcommittee heard reports from Consumers Union on their information about the dangers of prescription drug abuse, and the personal experiences of a newspaper writer on opioid addiction and recovery. Information also was presented on components for patient consultation for those taking opioids from a UCSD pharmacy resident.

The board and the DEA provided two six-hour continuing education seminars on prescription drug abuse, drug thefts and diversion, corresponding responsibility and the CURES program. These presentations were in Santa Barbara. A future presentation is planned for the San Fernando Valley.

The next meeting of the subcommittee is November 12 in the Oakland/Alameda area.

The Governor signed the Drug Overdose Prevention Bill (AB 1535, Bloom), which permits pharmacists to furnish naloxone to patients pursuant to a protocol that we will be working with the Medical Board on.

Patient-Centered Prescription Container Label Requirements:

On July 31 as part of its July board meeting, the board convened a day-long forum on patient-centered prescription label design to emphasize information most important to patients. Ten invited speakers, most representing national organizations and experts in the field, provided information on current thinking of the optimal design of prescription container labels for maximum patient reading ease and comprehension. The predominant concern expressed by the public present and the media coverage of the meeting stressed the need for translations to be available to those patients with limited English proficiency. The board will discuss possible

changes for future label design during the coming Communication and Public Education Meetings.

#### Development of Joint Protocols by Our Two Boards for California Pharmacists

Last year, SB 493 (Hernandez, Chapter 469) made a number of changes in pharmacy law. Among them are requirements that our two boards jointly develop state protocols for 1. Self-administered hormonal contraception and 2. Use of nicotine replacement products.

Discussion and work on these two protocols will occur during the November 5 (Sacramento) and December 16 (Los Angeles) SB 493 Implementation Committee meetings. Medical Board staff will be invited to be part of the process as well.

The board will also initiate work on the naltrexone protocol during the same meetings.

The current plan is to bring the final protocols to both boards for action at their late January meetings.

Thank you for this opportunity to continue our collaboration between our two boards.