

MEDICAL BOARD OF CALIFORNIA

DATE REPORT ISSUED: October 10, 2013
ATTENTION: Board Members
SUBJECT: Executive Summary – Licensing Program
STAFF CONTACT: Curtis J. Worden, Chief of Licensing

STAFFING:

Staff have been doing an excellent job this first quarter of FY13/14. Licensing has had several staff out for various reasons, including extended leaves, position vacancies, and the numerous staff who have been working on the new Department of Consumer Affairs, BreZE computer system.

Licensing currently has the following vacancies:

- OT - Front End - New employee with start on October 23, 2013.
- (.8) OA/OT Front End - New employee will start on October 14, 2013
- OT - Call Center - Position has been advertised
- MST - US/CAN Physician's and Surgeon's (P&S) Applications - Interviews have been conducted
- SSA - IMG P&S Applications - Submitted request to DCA for approval to advertise the position
- AGPA - Midwife, Outpatient Surgery Settings, Research Psychoanalyst and Medical Assistances

STATISTICS:

The statistics start on page BRD 16A - 4 through BRD 16A - 13.

Notable statistics include:

- Consumer Information Unit, telephone calls answered - 24,897 (BRD 16A - 4)
- P&S applications received - 1, 669 (BRD 16A - 4)
- P&S applications initial review completed - 1,238 (BRD 16A - 4)
- P&S applications pending - 4,089 (BRD 16A - 4)
- P&S licenses issued - 1,447 (BRD 16A - 4)

Licensing did not meet its goal of performing initial reviews of all new P&S applications within 45 days of being received by the Board for one of the 13 weeks in first quarter of FY 13/14 (page BRD 16A - 12). There were ten weeks, due to the large volume of mail for the amount of staff that were available to work, where the number of days to review new incoming mail was too high. The Licensing management will continue to monitor the review dates closely and to minimize this in the future. The amount of staff working on BreZE had a significant impact on staffs' ability to meet the review date goals.

INTERNATIONAL MEDICAL SCHOOLS:

The statistics for the International Medical School Reviews are on page BRD 16A - 5. The review of International Medical Schools continues to be a demanding workload for the Board. There are currently three Self-Assessment Reports that are being reviewed by Licensing Medical Consultants.

OUTPATIENT SURGERY SETTINGS:

Staff has been working on proposed changes to the Board's Outpatient Surgery Setting (OSS) Web pages to make the information easier to understand for consumers. When the OSS Task Force members met with Board staff on September 30, 2013, the members made some additional suggestions that will be incorporated with the other changes proposed by Board staff.

Please see the staff report regarding the OSS Task Force update on pages BRD 17 - 1 through 2.

SPONSORED FREE HEALTH CARE EVENTS:

The Board has received one application from a physician and surgeon licensed in another state to participate in the October 31 through November 3, 2013, Care Harbor / LA 2013 event at the Los Angeles Sports Arena, 3939 South Figueroa Ave., Los Angeles, CA.

PHYSICIAN SPECIALTY BOARD APPLICATIONS:

The Board previously had one pending application from a physician specialty board requesting approval by the Board. The Board received one new application from a different specialty board requesting approval by the Board.

LICENSING – BREEZE UPDATE:

The following Licensing staff classifications have been working on the BreEZe project:

- 4 Licensing Managers: at times three managers will be working on BreEZe at one time
- 6 AGPAs (lead analyst):
 - 1 - almost full time on the BreEZe project
 - 1 - almost 80% of the time on the BreEZe project
 - 1 - up to 50% of the time on the BreEZe project
 - 2 - up to 20% of the time on the BreEZe project
 - 1 - up to 10% of the time on the BreEZe project
- 1 MST works almost 50% of the time on the BreEZe project

The above does not include the other Licensing staff that assisted with BreEZe at various times during testing and/or training, especially since June 2013. The amount of Licensing staffs' time spent testing BreEZe, along with some other staffing issues, has resulted in an increase in the timeframes to perform the initial review of new applications and process mail. The Licensing management will continue to monitor and manage the workload to try to maintain its goals.

The BreEZe system went live on October 8, 2013, at approximately 3:15 p.m. The Licensing subject matter experts (specific managers, lead analysts and other staff) started working in the system to identify any specific areas of concerns. Additionally, they determined how to use the workarounds that are needed for the areas that are not functioning as expected. This is necessary

to in order to provide the rest of the Licensing staff with the correct procedures to use and to provide any training that has been identified.

Please note that staff has previously received training on more than one occasion. However, the training was done prior to the system's completion and therefore staff was not able to be trained on all areas of BreEZe at that time.

Licensing staff who are working on the BreEZe project are doing an excellent job with testing and now with BreEZe Go Live, with an unfading perseverance. The Board's ISB staff has and continues to provide outstanding service and assistance to the Licensing staff during the BreEZe project. The Consumer Information Unit is doing an excellent job with handling the increase in calls as a result of BreEZe going online.

CONSUMER INFORMATION UNIT FY 13/14					
	FY 13/14	Q1	Q2	Q3	Q4
Total Calls Answered	24,897	24,897			
Calls Requesting Call Back	3,861	3,861			
Calls Abandoned	3,147	3,147			
Address Changes Completed	1,674	1,674			

CONSUMER INFORMATION UNIT FY 12/13					
	FY 12/13	Q1	Q2	Q3	Q4
Total Calls Answered	92,611	26,022	20,578	22,607	23,404
Calls Requesting Call Back	12,469	2,850	2,516	3,493	3,610
Calls Abandoned	11,068	3,071	2,167	2,832	2,998
Address Changes Completed	5,067	2,046	1,373	835	813

PHYSICIAN & SURGEON DATA FY 13/14					
	FY 13/14	Q1	Q2	Q3	Q4
Applications Received	1,669	1,669			
Initial Reviews Completed	1,238	1,238			
Total Pending	N/A	4,089			
Reviewed	N/A	3,279			
Not Reviewed	N/A	810			
(SR2s Pending)	N/A	49			
Licenses Issued	1,447	1,447			
Renewals Issued	17,859	17,859			

PHYSICIAN & SURGEON DATA FY 12/13					
	FY 12/13	Q1	Q2	Q3	Q4
Applications Received	6,697	1,722	1,715	1,708	1,552
Initial Reviews Completed	6,671	1,556	1,791	1,604	1,720
Total Pending	N/A	3,907	4,244	4,468	4,113
Reviewed	N/A	3,365	3,770	3,900	3,725
Not Reviewed	N/A	542	474	568	388
(SR2s Pending)	N/A	93	88	38	28
Licenses Issued	5,440	1,447	1,264	1,291	1,438
Renewals Issued	62,924	16,282	14,830	16,266	15,546

SR 2 - CATEGORIES FY 13/14					
	FY 13/14	Q1	Q2	Q3	Q4
Alcohol/Drugs	5	5			
PG/Medical Knowledge	19	19			
Convictions	11	11			
Other	29	29			

SR 2 - CATEGORIES FY 12/13					
	FY 12/13	Q1	Q2	Q3	Q4
Alcohol/Drugs	41	5	9	3	24
PG/Medical Knowledge	89	25	19	13	32
Convictions	51	15	5	2	29
Other	111	11	19	17	64

Unrecognized and Disapproved Medical School Applicants (2135.7) - FY 13/14					
	FY 13/14	Q1	Q2	Q3	Q4
Received	1	1			
Reviewed	1	1			
Not Eligible	0	0			
Licensed	0	0			

Unrecognized and Disapproved Medical School Applicants (2135.7) - FY 12/13					
	FY 12/13	Q1	Q2	Q3	Q4
Received	11	N/A	N/A	11	0
Reviewed	11	N/A	N/A	7	4
Not Eligible	7	N/A	N/A	3	4
Licensed	2	N/A	N/A	1	1

INTERNATIONAL MEDICAL SCHOOL APPLICATIONS FY 13/14					
	FY 13/14	Q1	Q2	Q3	Q4
Schools Pending Recognition at Beginning of Quarter	N/A	98			
Pending Self-Assessment Reports (included above)	N/A	9			
New Self-Assessment Reports Received	1	1			
New Unrecognized Schools Received	21	21			
School Recognized Pursuant to CCR 1314(a)(1)	18	18			
School Recognized Pursuant to CCR 1314(a)(2)	0	0			
TOTAL Schools Pending Recognition at End of Quarter	N/A	102			

INTERNATIONAL MEDICAL SCHOOL APPLICATIONS FY 12/13					
	FY 12/13	Q1	Q2	Q3	Q4
Schools Pending Recognition at Beginning of Quarter	N/A	101	98	94	91
Pending Self-Assessment Reports (included above)	N/A	7	9	8	8
New Self-Assessment Reports Received	2	0	2	0	0
New Unrecognized Schools Received	96	27	24	17	28
School Recognized Pursuant to CCR 1314(a)(1)	104	30	33	19	22
School Recognized Pursuant to CCR 1314(a)(2)	1	0	0	1	0
TOTAL Schools Pending Recognition at End of Quarter	N/A	98	94	91	97

RESEARCH PSYCHOANALYST FY 13/14					
	FY 13/14	Q1	Q2	Q3	Q4
RP Applications Received	1	1			
RP Licenses Issued	1	1			

RESEARCH PSYCHOANALYST FY 12/13					
	FY 12/13	Q1	Q2	Q3	Q4
RP Applications Received	4	4	0	0	0
RP Licenses Issued	4	2	1	0	1

LICENSED MIDWIVES FY 13/14					
	FY 13/14	Q1	Q2	Q3	Q4
Applications Received	2	2			
Applications Pending	N/A	7			
Licenses Issued	1	1			
Licenses Renewed	35	35			

LICENSED MIDWIVES FY 12/13					
	FY 12/13	Q1	Q2	Q3	Q4
Applications Received	33	8	12	9	4
Applications Pending	N/A	5	6	8	3
Licenses Issued	31	5	12	5	9
Licenses Renewed	126	31	32	28	35

FICTITIOUS NAME PERMITS FY 13/14					
	FY 13/14	Q1	Q2	Q3	Q4
P&S - FNP Received	312	312			
P&S - FNP Issued	228	228			
P&S - FNP Pending	N/A	262			
P&S - FNP Renewed	1,353	1,353			
Podiatric FNP Received	7	7			
Podiatric FNP Issued	4	4			
Podiatric FNP Pending	N/A	8			
Podiatric FNP Renewed	34	34			

FICTITIOUS NAME PERMITS FY 12/13					
	FY 12/13	Q1	Q2	Q3	Q4
P&S - FNP Received	1251	363	230	309	349
P&S - FNP Issued	1,277	284	343	293	357
P&S - FNP Pending	N/A	55	116	98	93
P&S - FNP Renewed	5,045	1,202	1,180	1,342	1,321
Podiatric FNP Received	21	6	4	4	7
Podiatric FNP Issued	20	6	7	2	5
Podiatric FNP Pending	N/A	18	8	2	2
Podiatric FNP Renewed	167	38	37	44	48

OPTICAL REGISTRATIONS FY 13/14					
	FY 13/14	Q1	Q2	Q3	Q4
RDO - Business Registrations Issued	13	13			
RDO - Pending Applications Business	N/A	39			
CLS - Out-of-State - Business Registrations Issued	0	0			
CLS - Pending Out of State Applications -Business	N/A	1			
Spectacle Lens Registrations Issued	55	55			
Spectacle Lens - Pending Applications	N/A	34			
Contact Lens Registrations Issued	17	17			
Contact Lens - Pending Applications	N/A	12			
Spectacle Lens Registrations Renewed	196	196			
Contact Lens Registrations Renewed	102	102			

OPTICAL REGISTRATIONS FY 12/13					
	FY 12/13	Q1	Q2	Q3	Q4
Business Registrations Issued	41	0	9	15	17
Pending Applications Business	N/A	1	20	28	32
Out-of-State Business Registrations Issued	0	0	0	0	0
Pending Applications Out of State Bus.	N/A	1	1	1	1
Spectacle Lens Registrations Issued	204	66	32	42	64
Pending Applications-Spectacle Lens	N/A	59	24	30	36
Contact Lens Registrations Issued	90	33	14	11	32
Pending Applications-Contact Lens	N/A	20	7	9	11
Spectacle Lens Registrations Renewed	919	230	212	226	251
Contact Lens Registrations Renewed	410	94	110	106	100

POLYSOM FY 13/14					
	FY 13/14	Q1	Q2	Q3	Q4
Polysomnographic Trainee Applications Received	6	6			
Polysomnographic Trainee Registrations Pending	N/A	56			
Polysomnographic Trainee Registrations Issued	6	6			
Polysomnographic Technician Applications Received	11	11			
Polysomnographic Technician Registrations Pending	N/A	25			
Polysomnographic Technician Registrations Issued	10	10			
Polysomnographic Technologist Applications Received	11	11			
Polysomnographic Technologist Applications Pending	N/A	112			
Polysomnographic Technologist Registrations Issued	53	53			

POLYSOM FY 12/13					
	FY 12/13	Q1	Q2	Q3	Q4
Polysomnographic Trainee Applications Received	20	2	9	7	2
Polysomnographic Trainee Registrations Pending	N/A	2	9	16	25
Polysomnographic Trainee Registrations Issued	9	0	6	1	2
Polysomnographic Technician Applications Received	96	20	68	7	1
Polysomnographic Technician Registrations Pending	N/A	21	33	37	51
Polysomnographic Technician Registrations Issued	40	0	25	7	8
Polysomnographic Technologist Applications Received	518	168	327	14	9
Polysomnographic Technologist Applications Pending	N/A	208	130	142	154
Polysomnographic Technologist Registrations Issued	329	0	197	56	76

SPECIALTY BOARD APPLICATIONS FY 13/14					
	FY 13/14	Q1	Q2	Q3	Q4
Applications Received	1	1			
Applications Pending	N/A	2			

SPECIALTY BOARD APPLICATIONS FY 12/13					
	FY 12/13	Q1	Q2	Q3	Q4
Applications Received	0	0	0	0	0
Applications Pending	N/A	1	1	1	1

SPECIAL PROGRAMS FY 13/14																								
Permit	Applications Received				Applications Reviewed				Permits Issued				Permits Renewed				Total Pending				Applications Withdrawn, Denied, or Closed			
	Q1	Q2	Q3	Q4	Q1	Q2	Q3	Q4	Q1	Q2	Q3	Q4	Q1	Q2	Q3	Q4	Q1	Q2	Q3	Q4	Q1	Q2	Q3	Q4
2111	6				6				6				9				7				0			
2112	0				0				0				0				0				0			
2113	7				6				4				27				10				0			
2168	0				0				0				3				0				0			
2072	0				0				0				0				0				0			
1327	0				0				0				0				0				0			

SPECIAL PROGRAMS FY 12/13																								
Permit	Applications Received				Applications Reviewed				Permits Issued				Permits Renewed				Total Pending				Applications Withdrawn, Denied, or Closed			
	Q1	Q2	Q3	Q4	Q1	Q2	Q3	Q4	Q1	Q2	Q3	Q4	Q1	Q2	Q3	Q4	Q1	Q2	Q3	Q4	Q1	Q2	Q3	Q4
2111	11	12	4	2	10	14	3	3	6	9	5	6	2	3	2	4	21	10	12	8	0	0	0	0
2112	0	1	0	0	0	1	0	0	0	2	0	0	0	0	0	0	1	0	0	0	0	0	0	0
2113	7	4	2	3	8	2	2	3	2	3	3	3	10	13	9	21	20	9	7	7	0	0	1	0
2168	0	0	1	0	0	0	1	0	2	1	0	1	3	2	0	6	1	0	1	0	0	0	0	0
2072	0	0	0	0	0	0	0	0	0	0	0	0	0	0	0	0	0	0	0	0	0	0	0	0
1327	0	0	0	0	0	0	0	0	0	0	0	0	0	1	0	0	0	0	0	0	0	0	0	0

2111 - Visiting Fellow (doesn't satisfy postgraduate training required for licensure)

2112 - Hospital Fellowship Program Non-Citizen (does not satisfy postgraduate training required for licensure)

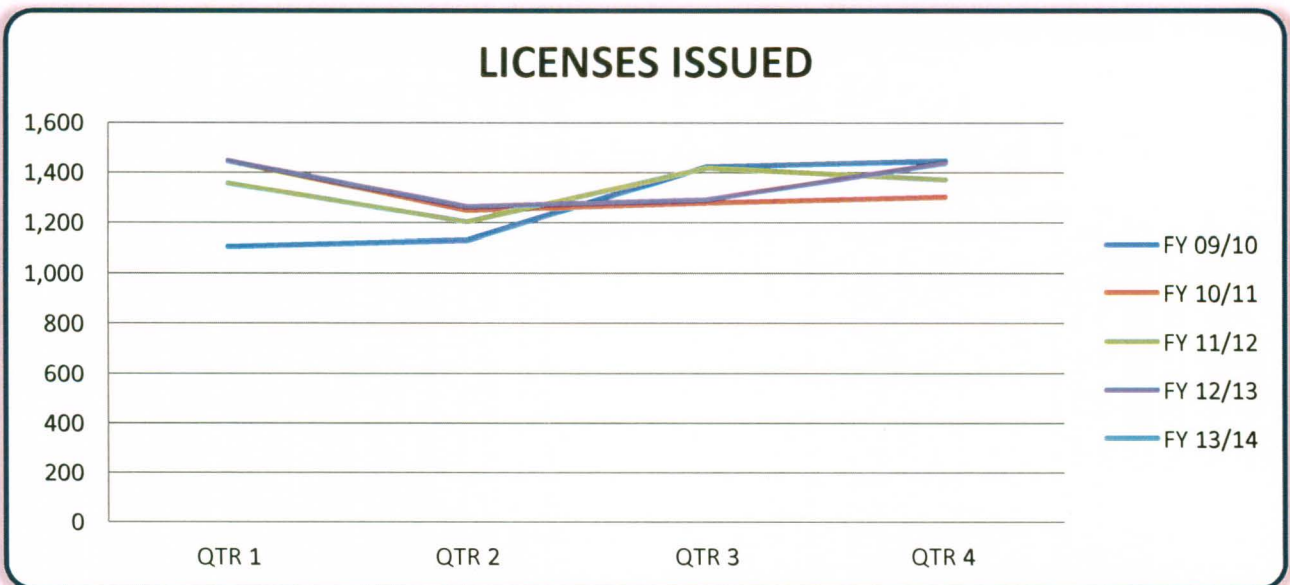
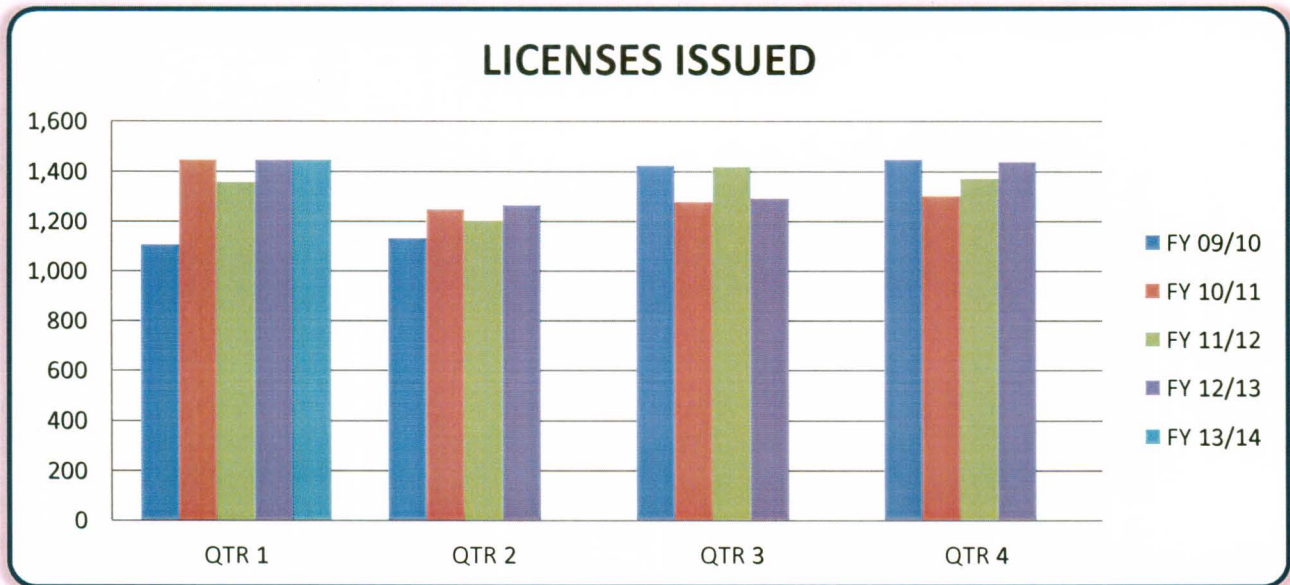
2113 - Medical School Faculty Member (may satisfy postgraduate training required for licensure)

2168 - Special Faculty Permit (academically eminent; unrestricted practice within sponsoring medical school - not eligible for licensure)

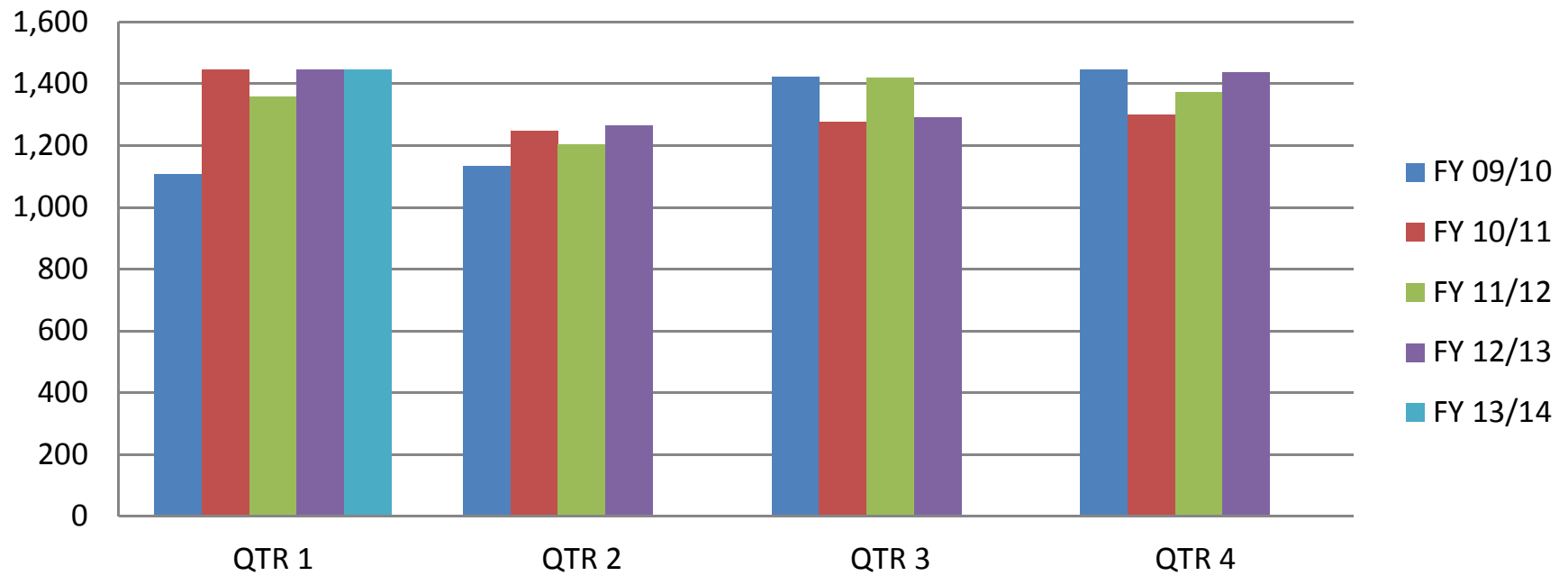
2072 - Special Permit - Correctional Facility

1327 - Medical Student Rotations - Non-ACGME Hospital Rotation

PHYSICIAN'S AND SURGEON'S LICENSES ISSUED Five Fiscal Year History					
Fiscal Year	QTR 1	QTR 2	QTR 3	QTR 4	TOTAL
FY 13/14	1,447				1,447
FY 12/13	1,447	1,264	1,291	1,438	5,440
FY 11/12	1,358	1,203	1,419	1,371	5,351
FY 10/11	1,447	1,248	1,277	1,300	5,272
FY 09/10	1,107	1,132	1,424	1,447	5,110



LICENSES ISSUED



Fiscal Year - 2013/2014

Strategic Plan Goal 5: Organizational Effectiveness					
Objective 5.1: Licensing Applications to be Reviewed Within 45 Days					
	FY 13/14	Q1	Q2	Q3	Q4
Number of Weeks 45 Day Initial Review Goal Not Met	1	1			
Number of Weeks Per Quarter / Total Weeks	13	13			
Highest # of Days Initial Review Goal Exceeded	N/A	47			

Fiscal Year - 2012/2013

Strategic Plan Goal 5: Organizational Effectiveness					
Objective 5.1: Licensing Applications to be Reviewed Within 45 Days					
	FY 12/13	Q1	Q2	Q3	Q4
Number of Weeks 45 Day Initial Review Goal Not Met	0	0	0	0	0
Number of Weeks Per Quarter / Total Weeks	52	13	13	13	13
Highest # of Days Initial Review Goal Exceeded	N/A	0	0	0	0

**PHYSICIAN'S AND SURGEON'S
APPLICATIONS RECEIVED AND LICENSES ISSUED**

Fiscal Year - 2013/2014

2013 - 2014 -->	Applications Received (License & PTAL)					Percentage				
	Q1	Q2	Q3	Q4	Total	Q1	Q2	Q3	Q4	Total
US/CAN	894				894	53.57%				53.57%
IMG - License	267				267	16.00%				16.00%
IMG - PTAL	508				508	30.44%				30.44%
TOTAL	1,669	0	0	0	1,669	100.00%	0.00%	0.00%	0.00%	100.00%

2013 - 2014 -->	Licenses & PTAL Issued					Percentage				
	Q1	Q2	Q3	Q4	Total	Q1	Q2	Q3	Q4	Total
US/CAN	1,073				1,073	74.15%				74.15%
IMG - License	154				154	10.64%				10.64%
PTAL - License	220				220	15.20%				15.20%
TOTAL	1,447	0	0	0	1,447	100.00%	0.00%	0.00%	0.00%	100.00%
Total PTAL Issued	445				445					

Fiscal Year - 2012/2013

2012 - 2013 -->	Applications Received (License & PTAL)					Percentage				
	Q1	Q2	Q3	Q4	Total	Q1	Q2	Q3	Q4	Total
US/CAN	975	1,165	1,251	913	4,304	56.62%	67.93%	73.24%	58.83%	64.27%
IMG - License	269	270	291	287	1,117	15.62%	15.74%	17.04%	18.49%	16.68%
IMG - PTAL	478	280	166	352	1,276	27.76%	16.33%	9.72%	22.68%	19.05%
TOTAL	1,722	1,715	1,708	1,552	6,697	100.00%	100.00%	100.00%	100.00%	100.00%

2012 - 2013 -->	Licenses & PTAL Issued					Percentage				
	Q1	Q2	Q3	Q4	Total	Q1	Q2	Q3	Q4	Total
US/CAN	1,037	953	990	1,115	4,095	71.67%	75.40%	76.68%	77.54%	75.28%
IMG - License	239	198	220	270	927	16.52%	15.66%	17.04%	18.78%	17.04%
PTAL - License	171	113	81	53	418	11.82%	8.94%	6.27%	3.69%	7.68%
TOTAL	1,447	1,264	1,291	1,438	5,440	100.00%	100.00%	100.00%	100.00%	100.00%
Total PTAL Issued	427	326	246	311	1,310					