

CONSUMER INFORMATION UNIT FY 11/12					
	FY 11/12	Q1	Q2	Q3	Q4
Total Calls Answered	36,181	15,725	20,456		
Calls Requesting Call Back	9,669	4,647	5,022		
Calls Abandoned	8,972	4,356	4,616		
Address Changes Completed	5,584	3,451	2,133		

CONSUMER INFORMATION UNIT FY 10/11					
	FY 10/11	*Q1	Q2	Q3	Q4
Total Calls Answered	100,626	26,974	22,484	24,592	26,576
Calls Requesting Call Back	11,751	3,792	2,463	2,576	2,920
Calls Abandoned	13,698	5,544	2,853	2,478	2,823
Address Changes Completed	10,732	3,120	2,277	2,822	2,513

* 1.5 days phone outage; technical issues w/dropped calls.

PHYSICIAN & SURGEON DATA FY 11/12					
	FY 11/12	Q1	Q2	Q3	Q4
Applications Received	3,377	1,711	1,666		
Initial Reviews Completed	3,180	1,491	1,689		
Total Pending	N/A	4,012	4,225		
Reviewed	N/A	3,273	3,530		
Not Reviewed	N/A	739	795		
(SR2s Pending)	N/A	108	121		
Licenses Issued	2,562	1,359	1,203		
Renewals Issued	30,159	16,092	14,067		

PHYSICIAN & SURGEON DATA FY 10/11					
	FY 10/11	Q1	Q2	Q3	Q4
Applications Received*	6,047	1,503	1,505	1,543	1,496
Initial Reviews Completed	5,984	1,208	1,892	1,464	1,420
Total Pending	N/A	5,291	5,038	4,295	3,992
Reviewed	N/A	4,460	4,532	3,933	3,461
Not Reviewed	N/A	831	506	362	531
(SR2s Pending)	N/A	98	83	82	98
Licenses Issued	5,272	1,447	1,248	1,277	1,300
Renewals Issued	62,656	16,168	15,377	15,087	16,024

* Applications Received Total and Q4 numbers have been corrected to match the FY 10/11 Annual Report. Previous Reported as: Total 5,914 and Q4 as 1,363 in July 2011 Board Meeting Packet.

SR 2 - CATEGORIES					
	FY 11/12	Q1	Q2	Q3	Q4
Alcohol/Drugs	42	30	12		
PG/Medical Knowledge	99	59	40		
Convictions	61	43	18		
Other	136	92	44		

SPECIAL PROGRAMS FY 11/12																				
Permit	Applications Received				Applications Reviewed				Permits Issued				Permits Renewed				Total Pending			
	Q1	Q2	Q3	Q4	Q1	Q2	Q3	Q4	Q1	Q2	Q3	Q4	Q1	Q2	Q3	Q4	Q1	Q2	Q3	Q4
2111	8	2			5	2			5	5			8	4			3	2		
2112	0	0			0	0			0	0			0	0			0	0		
2113	5	5			2	5			2	3			10	12			2	2		
2168	3	3			2	2			0	2			2	0			3	1		
2072	0	0			0	0			0	0			1	0			0	0		
1327	0	0			0	0			0	0			0	1			0	0		

SPECIAL PROGRAMS FY 10/11																				
Permit	Applications Received				Applications Reviewed				Permits Issued				Permits Renewed				Total Pending			
	Q1	Q2	Q3	Q4	Q1	Q2	Q3	Q4	Q1	Q2	Q3	Q4	Q1		Q3	Q4	Q1	Q2	Q3	Q4
2111	19	9	2	3	18	4	2	3	16	4	2	2	13		2	14	4	14	1	2
2112	0	1	0	1	0	0	0	1	0	0	1	0	0		0	0	0	1	1	1
2113	7	1	7	9	5	3	7	6	4	4	1	5	20		12	10	6	3	6	13
2168	0	0	0	0	0	0	0	0	0	0	0	0	3		1	3	1	0	0	1
2072	0	0	0	0	0	0	0	0	0	0	0	0	0		0	0	0	0	0	0
1327	1	0	0	1	1	0	0	1	0	0	0	1	0		0	1	1	0	0	0

2111 - Visiting Fellow (doesn't satisfy postgraduate training required for licensure)

2112 - Hospital Fellowship Program Non-Citizen (does not satisfy postgraduate training required for licensure)

2113 - Medical School Faculty Member (may satisfy postgraduate training required for licensure)

2168 - Special Faculty Permit (academically eminent; unrestricted practice within sponsoring medical school - not eligible for licensure)

2072 - Special Permit - Correctional Facility

1327 - Medical Student Rotations - Non-ACGME Hospital Rotation

INTERNATIONAL MEDICAL SCHOOL APPLICATIONS FY 11/12					
	FY 11/12	Q1	Q2	Q3	Q4
New Self-Assessment Report Received	2	2	0		
Pending Self-Assessment Report	N/A	3	5		
New Applications Received w/o Recognized Schools	36	22	14		
Pending Application Received w/o Recognized Schools	N/A	35	56		
School Recognized Pursuant to CCR 1314(a)(1)	6	4	2		
School Recognized Pursuant to CCR 1314(a)(2)	1	1	0		
TOTAL Pending Applications w/o Recognized Schools	N/A	62	75		

INTERNATIONAL MEDICAL SCHOOL APPLICATIONS FY 10/11					
	FY 10/11	Q1	Q2	Q3	Q4
New Applications Received	9	0	1	1	7
Total Pending Applications	N/A	0	6	5	7
School Recognized Pursuant to CCR 1314(a)(1)	16		3	3	10
School Recognized Pursuant to CCR 1314(a)(2)	2			2	

LICENSED MIDWIVES FY 11/12					
	FY 11/12	Q1	Q2	Q3	Q4
Applications Received	14	9	5		
Applications Pending	N/A	6	3		
Licenses Issued	12	4	8		
Licenses Renewed	55	24	31		

LICENSED MIDWIVES FY 10/11					
	FY 10/11	Q1	Q2	Q3	Q4
Applications Received	41	12	11	6	12
Applications Pending	N/A	4	1	2	2
Licenses Issued	40	9	13	5	13
Licenses Renewed	98	30	17	20	31

RESEARCH PSYCHOANALYST FY 11/12					
	FY 11/12	Q1	Q2	Q3	Q4
RP Applications Received	1	1	0		
RP Licenses Issued	3	3	0		

RESEARCH PSYCHOANALYST FY 10/11					
	FY 10/11	Q1	Q2	Q3	Q4
RP Applications Received	7	3	3	1	0
RP Licenses Issued	8	2	4	1	1

FICTITIOUS NAME PERMITS FY 11/12					
	FY 11/12	Q1	Q2	Q3	Q4
P&S - FNP Issued	764	384	380		
P&S - FNP Pending	N/A	59	63		
Podiatric FNP Issued	12	3	9		
Podiatric FNP Pending	N/A	0	0		

FICTITIOUS NAME PERMITS FY 10/11					
	FY 10/11	Q1	Q2	Q3	Q4
P&S - FNP Issued**1,288	1,288	310	317	291	370
P&S - FNP Pending	N/A	66	62	129	89
Podiatric FNP Issued	22	7	2	5	8
Podiatric FNP Pending	N/A	1	0	1	0

** P&S - FNP Issued Total and Q4 have been corrected to match the FY10/11 Annual Report. Reported as: Total 1,266 and Q4 248 in July 2011 Board Meeting Packet

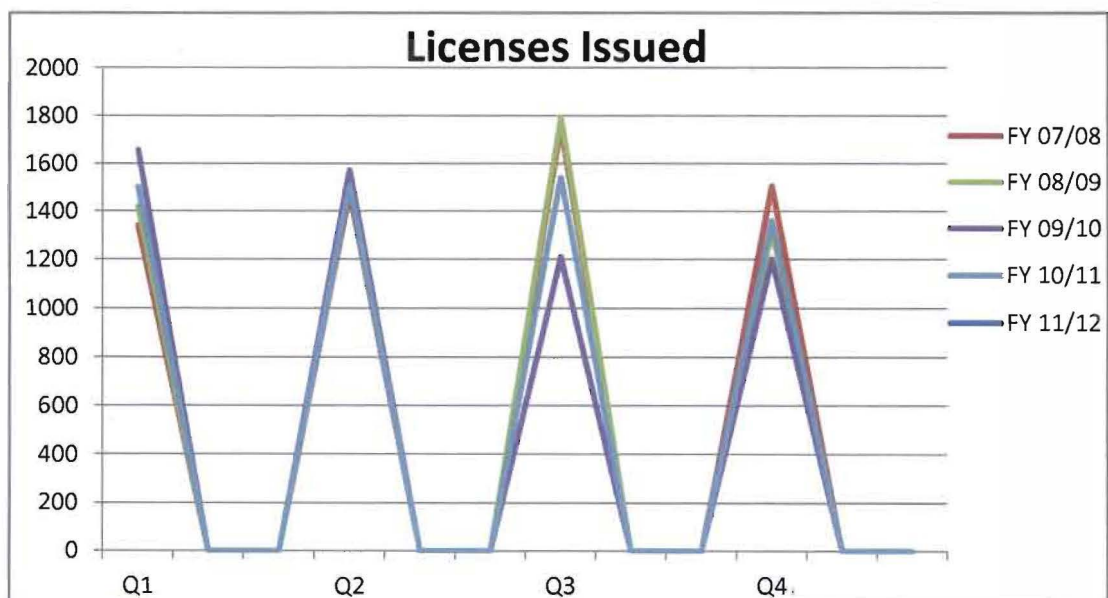
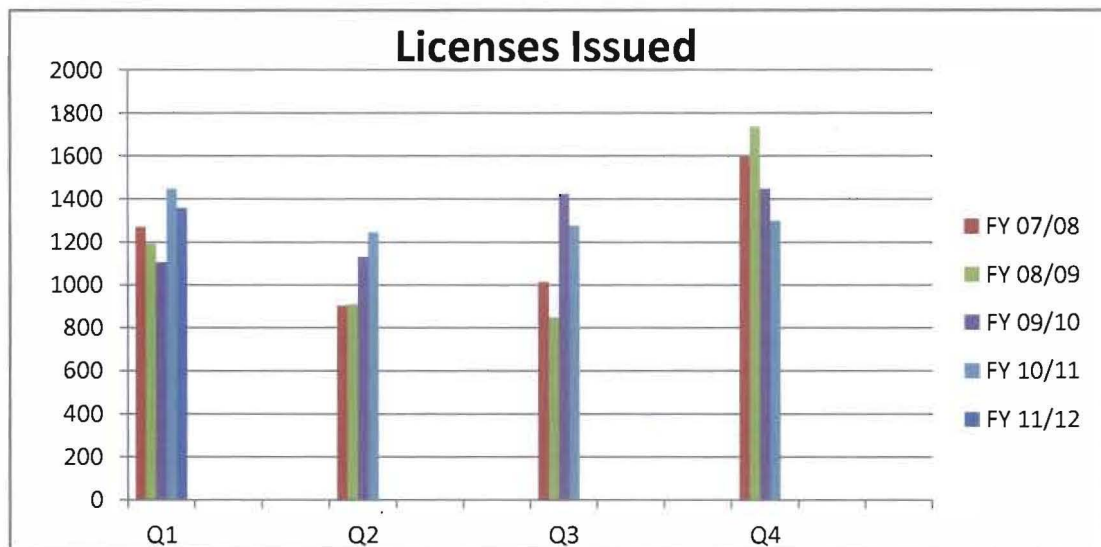
SPECIALTY BOARD APPLICATIONS FY 11/12					
	FY 11/12	Q1	Q2	Q3	Q4
Applications Received	0	0	0		
Applications Pending	N/A	1	1		

SPECIALTY BOARD APPLICATIONS FY 10/11					
	FY 10/11	Q1	Q2	Q3	Q4
Applications Received	0	0	0	0	0
Applications Pending	N/A	1	1	1	1

OPTICAL REGISTRATIONS FY 11/12					
	FY 11/12	Q1	Q2	Q3	Q4
Business Registrations Issued	19	10	9		
Pending Applications Business	N/A	30	30		
Out-of-State Business Registrations Issued	0	0	0		
Pending Applications Out of State Bus.	N/A	0	0		
Spectacle Lens Registrations Issued	76	47	29		
Pending Applications-Spectacle Lens	N/A	78	107		
Contact Lens Registrations Issued	24	13	11		
Pending Applications-Contact Lens	N/A	22	33		
Spectacle Lens Registrations Renewed	433	216	217		
Contact Lens Registrations Renewed	174	95	79		

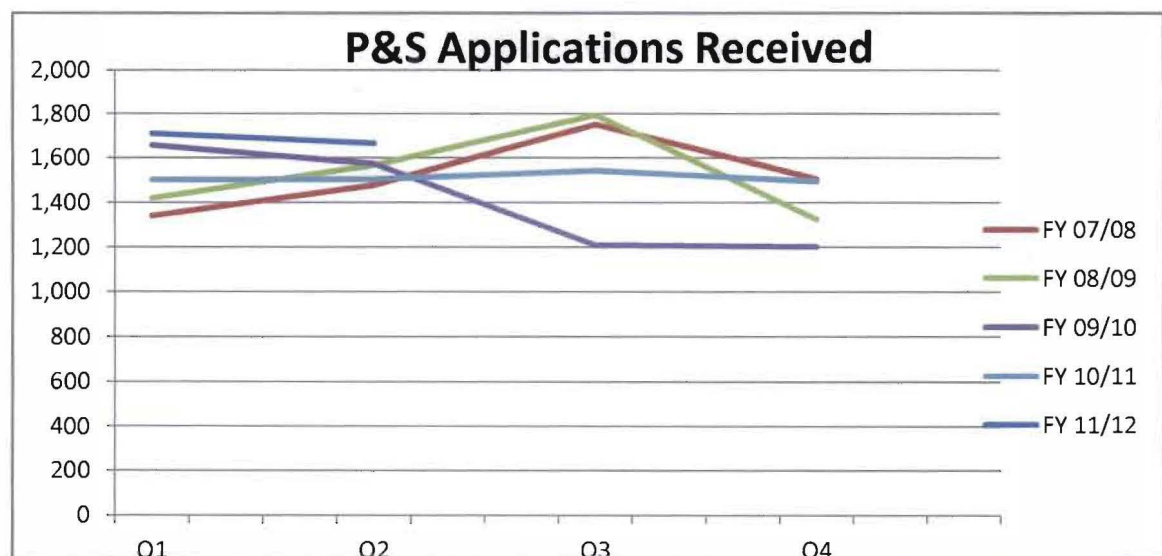
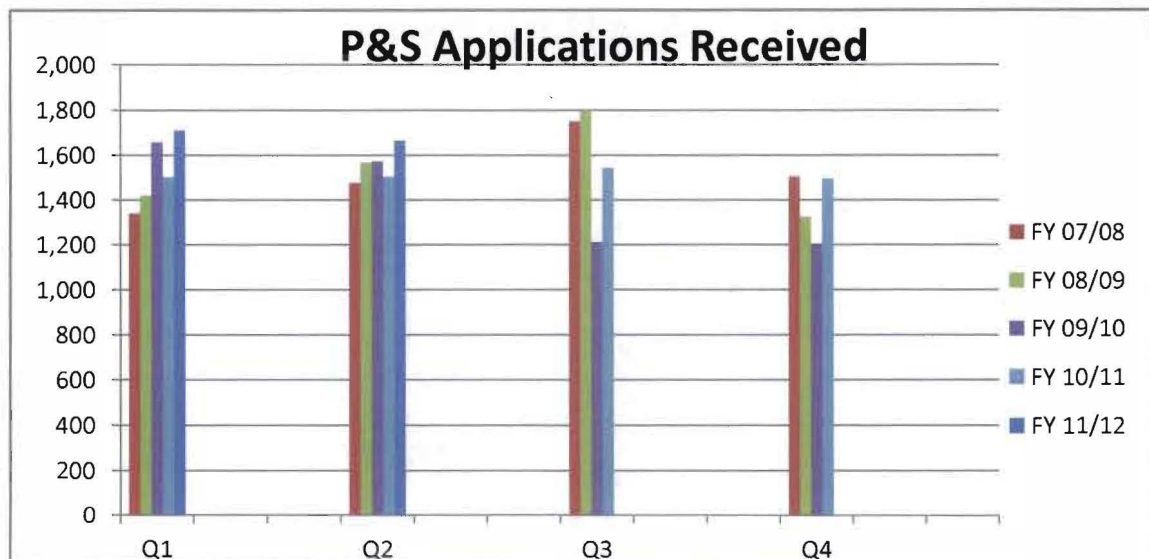
OPTICAL REGISTRATIONS FY 10/11					
	FY 10/11	Q1	Q2	Q3	Q4
Business Registrations Issued	69	16	21	17	15
Pending Applications Business	N/A	25	21	22	17
Out-of-State Business Registrations Issued	0	0	0	0	0
Pending Applications Out of State Bus.	N/A	0	0	0	0
Spectacle Lens Registrations Issued	196	42	55	53	46
Pending Applications-Spectacle Lens	N/A	62	37	49	64
Contact Lens Registrations Issued	73	19	17	23	14
Pending Applications-Contact Lens	N/A	20	11	14	22
Spectacle Lens Registrations Renewed	870	200	238	201	231
Contact Lens Registrations Renewed	384	81	116	106	81

PHYSICIAN'S AND SURGEON'S LICENSES ISSUED					
Five Fiscal Year History					
Fiscal Year	QTR 1	QTR 2	QTR 3	QTR 4	TOTAL
FY 11/12	1,359	1,203			2,562
FY 10/11	1,447	1,248	1,277	1,300	5,272
FY 09/10	1,107	1,132	1,424	1,447	5,110
FY 08/09	1,192	912	849	1,735	4,688
FY 07/08	1,271	904	1,014	1,598	4,787



*PHYSICIAN'S AND SURGEON'S LICENSE AND PTAL APPLICATIONS RECEIVED					
Five Fiscal Year History					
Fiscal Year	QTR 1	QTR 2	QTR 3	QTR 4	TOTAL
FY 11/12	1,711	1,666			3,377
FY 10/11*	1,503	1,505	1,543	1496	4,551
FY 09/10	1,658	1,573	1,211	1,203	4,442
FY 08/09	1,420	1,568	1,794	1,325	4,782
FY 07/08	1,341	1,478	1,751	1,506	4,570

* Applications Received Total and Q4 numbers have been corrected to match the FY 10/11 Annual Report. Previous Reported as: Total 5,914 and Q4 as 1,363 in July 2011 Board Meeting Packet.



Licensing Program

Weekly Application Production

Week Ending -->	15-Oct	22-Oct	29-Oct	5-Nov	12-Nov	19-Nov	26-Nov	3-Dec	10-Dec	17-Dec	24-Dec	31-Dec	7-Jan
Number of Workdays -->	5	5	5	5	4	5	5	5	5	5	5	4	4
Applications Received													
US/CAN	74	127	89	101	101	157	58	63	119	85	64	58	62
IMG - License	11	16	16	17	13	19	24	14	33	18	18	13	20
IMG - PTAL	28	26	19	29	17	12	10	12	13	10	10	11	12
Total	113	169	124	147	131	188	92	89	165	113	92	82	94
Applications Completed (License or PTAL Issued)													
US/CAN - Licensed	57	67	51	105	61	49	20	119	81	71	59	43	85
IMG - Licensed	19	29	24	35	30	9	15	40	21	25	14	21	29
Total - Licensed	76	96	75	140	91	58	35	159	102	96	73	64	114
Total - PTAL's Issued	31	25	20	29	22	32	14	25	30	23	19	16	21
Applications Processed (Initial Review Completed)													
Application Complete Upon Initial Review (TBL)													
US/CAN	23	10	18	9	14	35	5	13	7	42	7	7	21
IMG - License	0	0	0	0	0	0	0	0	0	0	0	0	1
IMG - PTAL	0	0	3	0	1	1	0	1	0	0	0	0	0
Subtotal	23	10	21	9	15	36	5	14	7	42	7	7	22
Application Deficient Upon Initial Review													
US/CAN	71	56	75	70	80	130	13	92	37	154	28	37	124
IMG - License	21	26	25	17	11	18	13	14	20	16	38	10	18
IMG - PTAL	32	34	31	31	27	28	11	21	30	7	14	11	11
Subtotal	124	116	131	118	118	176	37	127	87	177	80	58	153
Total	147	126	152	127	133	212	42	141	94	219	87	65	175
*Applications Awaiting Initial Review - Current as of: -->	18-Oct	25-Oct	1-Nov	8-Nov	15-Nov	22-Nov	29-Nov	6-Dec	13-Dec	20-Dec	28-Dec	3-Jan	10-Jan
NEW: 0-30 days	520	575	549	555	570	526	557	503	549	453	452	440	392
AGING: 31-60 days	199	165	192	165	110	183	192	201	238	215	243	265	220
AGING: 61-90 days	0	0	0	0	0	0	0	0	0	0	0	0	0
BACKLOG: Over 90 days	0	0	0	0	0	0	0	0	0	0	0	0	0
Total	719	740	741	720	680	709	749	704	787	668	695	705	612
Date of Oldest US Appl Awaiting Initial Review-->	09/06/11	09/12/11	09/15/11	09/26/11	10/03/11	10/17/11	10/17/11	10/19/11	10/25/11	11/08/11	11/10/11	11/14/11	11/22/11
Number of calendar days for US Initial Reviews	43	44	49	44	44	38	44	49	50	43	49	52	50
Days out of Compliance	0	0	4	0	0	0	0	4	5	0	4	7	5
Date of Oldest IMG Appl Awaiting Initial Review-->	09/14/11	09/26/11	10/03/11	10/10/11	10/17/11	10/24/11	10/27/11	11/04/11	11/14/11	11/17/11	11/30/11	12/06/11	12/09/11
Number of calendar days for IMG Initial Reviews	35	30	31	30	30	31	34	33	30	34	29	29	33
Days out of Compliance	0	0	0	0	0	0	0	0	0	0	0	0	0
Date of Oldest US Pending Mail Awaiting Review-->	10/12/11	10/19/11	10/26/11	11/02/11	11/09/11	11/16/11	11/23/11	11/30/11	12/07/11	12/12/11	12/21/11	12/28/11	01/04/12
Number of calendar days for US Pending Mail	7	7	7	7	7	7	7	7	7	9	7	7	7
Date of Oldest IMG Pending Mail Awaiting Review-->	10/12/11	10/19/11	10/26/11	11/02/11	11/09/11	11/16/11	11/23/11	11/30/11	12/07/11	12/14/11	12/21/11	12/28/11	01/04/12
Number of calendar days for IMG Pending Mail	7	7	7	7	7	7	7	7	7	7	7	7	7

*Note: Live data numbers are subject to change depending on the date that they are ran. All data on the report is ran weekly reflecting a Sunday through Saturday reporting period with the exception of the *Applications Awaiting Initial Review* section. The data in the *Applications Awaiting Initial Review* section reflects current data when the report is ran on the following Tuesday.