

<b>CONSUMER INFORMATION UNIT FY 11/12</b>					
	<b>FY 11/12</b>	<b>Q1</b>	<b>Q2</b>	<b>Q3</b>	<b>Q4</b>
Total Calls Answered	<b>15,725</b>	15,725			
Calls Requesting Call Back	<b>4,647</b>	4,647			
Calls Abandoned	<b>4,356</b>	4,356			
Address Changes Completed	<b>3,451</b>	3,451			

<b>CONSUMER INFORMATION UNIT FY 10/11</b>					
	<b>FY 10/11</b>	<b>*Q1</b>	<b>Q2</b>	<b>Q3</b>	<b>Q4</b>
Total Calls Answered	<b>100,626</b>	26,974	22,484	24,592	26,576
Calls Requesting Call Back	<b>11,751</b>	3,792	2,463	2,576	2,920
Calls Abandoned	<b>13,698</b>	5,544	2,853	2,478	2,823
Address Changes Completed	<b>10,732</b>	3,120	2,277	2,822	2,513

\* 1.5 days phone outage; technical issues w/dropped calls.

<b>PHYSICIAN &amp; SURGEON DATA FY 11/12</b>					
	<b>FY 11/12</b>	<b>Q1</b>	<b>Q2</b>	<b>Q3</b>	<b>Q4</b>
Applications Received	<b>1,711</b>	1,711			
Initial Reviews Completed	<b>1,491</b>	1,491			
Total Pending	<b>4,012</b>	4,012			
Reviewed	<b>3,273</b>	3,273			
Not Reviewed	<b>739</b>	739			
(SR2s Pending)	<b>108</b>	108			
Licenses Issued	<b>1,359</b>	1,359			
Renewals Issued	<b>16,092</b>	16,092			

<b>PHYSICIAN &amp; SURGEON DATA FY 10/11</b>					
	<b>FY 10/11</b>	<b>Q1</b>	<b>Q2</b>	<b>Q3</b>	<b>Q4</b>
Applications Received*	<b>6,047</b>	1,503	1,505	1,543	1,496
Initial Reviews Completed	<b>5,984</b>	1,208	1,892	1,464	1,420
Total Pending	<b>N/A</b>	5,291	5,038	4,295	3,992
Reviewed	<b>N/A</b>	4,460	4,532	3,933	3,461
Not Reviewed	<b>N/A</b>	831	506	362	531
(SR2s Pending)	<b>N/A</b>	98	83	82	98
Licenses Issued	<b>5,272</b>	1,447	1,248	1,277	1,300
Renewals Issued	<b>62,656</b>	16,168	15,377	15,087	16,024

\* Applications Received Total and Q4 numbers have been corrected to match the FY 10/11 Annual Report. Previous Reported as: Total 5,914 and Q4 as 1,363 in July 2011 Board Meeting Packet.

SPECIAL PROGRAMS FY 11/12																				
Permit	Applications Received				Applications Reviewed				Permits Issued				Permits Renewed				Total Pending			
	Q1	Q2	Q3	Q4	Q1	Q2	Q3	Q4	Q1	Q2	Q3	Q4	Q1	Q2	Q3	Q4	Q1	Q2	Q3	Q4
2111	8				5				5				8				3			
2112	0				0				0				0				0			
2113	5				2				2				10				2			
2168	3				2				0				2				3			
2072	0				0				0				1				0			
1327	0				0				0				0				0			

SPECIAL PROGRAMS FY 10/11																				
Permit	Applications Received				Applications Reviewed				Permits Issued				Permits Renewed				Total Pending			
	Q1	Q2	Q3	Q4	Q1	Q2	Q3	Q4	Q1	Q2	Q3	Q4	Q1	Q2	Q3	Q4	Q1	Q2	Q3	Q4
2111	19	9	2	3	18	4	2	3	16	4	2	2	13	7	2	14	4	14	1	2
2112	0	1	0	1	0	0	0	1	0	0	1	0	0	0	0	0	0	1	1	1
2113	7	1	7	9	5	3	7	6	4	4	1	5	20	15	12	10	6	3	6	13
2168	0	0	0	0	0	0	0	0	0	0	0	0	3	1	1	3	1	0	0	1
2072	0	0	0	0	0	0	0	0	0	0	0	0	0	0	0	0	0	0	0	0
1327	1	0	0	1	1	0	0	1	0	0	0	1	0	0	0	1	1	0	0	0

- 2111 - Visiting Fellow (doesn't satisfy postgraduate training required for licensure)
- 2112 - Hospital Fellowship Program Non-Citizen (does not satisfy postgraduate training required for licensure)
- 2113 - Medical School Faculty Member (may satisfy postgraduate training required for licensure)
- 2168 - Special Faculty Permit (academically eminent; unrestricted practice within sponsoring medical school - not eligible for licensure)
- 2072 - Special Permit - Correctional Facility
- 1327 - Medical Student Rotations - Non-ACGME Hospital Rotation

<b>INTERNATIONAL MEDICAL SCHOOL APPLICATIONS FY 11/12</b>					
	<b>FY 11/12</b>	<b>Q1</b>	<b>Q2</b>	<b>Q3</b>	<b>Q4</b>
New Self-Assessment Report Received	2	2			
Pending Self-Assessment Report	5	3			
New Applications Received w/o Recognized Schools	22	22			
Pending Application Received w/o Recognized Schools	57	35			
School Recognized Pursuant to CCR 1314(a)(1)	4	4			
School Recognized Pursuant to CCR 1314(a)(2)	1	1			
<b>TOTAL Pending Applications w/o Recognized Schools</b>	<b>62</b>	<b>62</b>			

<b>INTERNATIONAL MEDICAL SCHOOL APPLICATIONS FY 10/11</b>					
	<b>FY 10/11</b>	<b>Q1</b>	<b>Q2</b>	<b>Q3</b>	<b>Q4</b>
New Applications Received	9	0	1	1	7
Total Pending Applications	N/A	0	6	5	7
School Recognized Pursuant to CCR 1314(a)(1)	16		3	3	10
School Recognized Pursuant to CCR 1314(a)(2)	2			2	

<b>LICENSED MIDWIVES FY 11/12</b>					
	<b>FY 11/12</b>	<b>Q1</b>	<b>Q2</b>	<b>Q3</b>	<b>Q4</b>
Applications Received	9	9			
Applications Pending	6	6			
Licenses Issued	4	4			
Licenses Renewed	24	24			

<b>LICENSED MIDWIVES FY 10/11</b>					
	<b>FY 10/11</b>	<b>Q1</b>	<b>Q2</b>	<b>Q3</b>	<b>Q4</b>
Applications Received	41	12	11	6	12
Applications Pending	N/A	4	1	2	2
Licenses Issued	40	9	13	5	13
Licenses Renewed	98	30	17	20	31

<b>RESEARCH PSYCHOANALYST FY 11/12</b>					
	<b>FY 11/12</b>	<b>Q1</b>	<b>Q2</b>	<b>Q3</b>	<b>Q4</b>
RP Applications Received	1	1			
RP Licenses Issued	3	3			

<b>RESEARCH PSYCHOANALYST FY 10/11</b>					
	<b>FY 10/11</b>	<b>Q1</b>	<b>Q2</b>	<b>Q3</b>	<b>Q4</b>
RP Applications Received	7	3	3	1	0
RP Licenses Issued	8	2	4	1	1

FICTITIOUS NAME PERMITS FY 11/12					
	FY 11/12	Q1	Q2	Q3	Q4
P&S - FNP Issued	384	384			
P&S - FNP Pending	59	59			
Podiatric FNP Issued	3	3			
Podiatric FNP Pending	N/A	0			

FICTITIOUS NAME PERMITS FY 10/11					
	FY 10/11	Q1	Q2	Q3	Q4
P&S - FNP Issued**1,288	1,288	310	317	291	370
P&S - FNP Pending	N/A	66	62	129	89
Podiatric FNP Issued	22	7	2	5	8
Podiatric FNP Pending	N/A	1	0	1	0

\*\* P&S - FNP Issued Total and Q4 have been corrected to match the FY10/11 Annual Report. Reported as: Total 1,266 and Q4 248 in July 2011 Board Meeting Packet

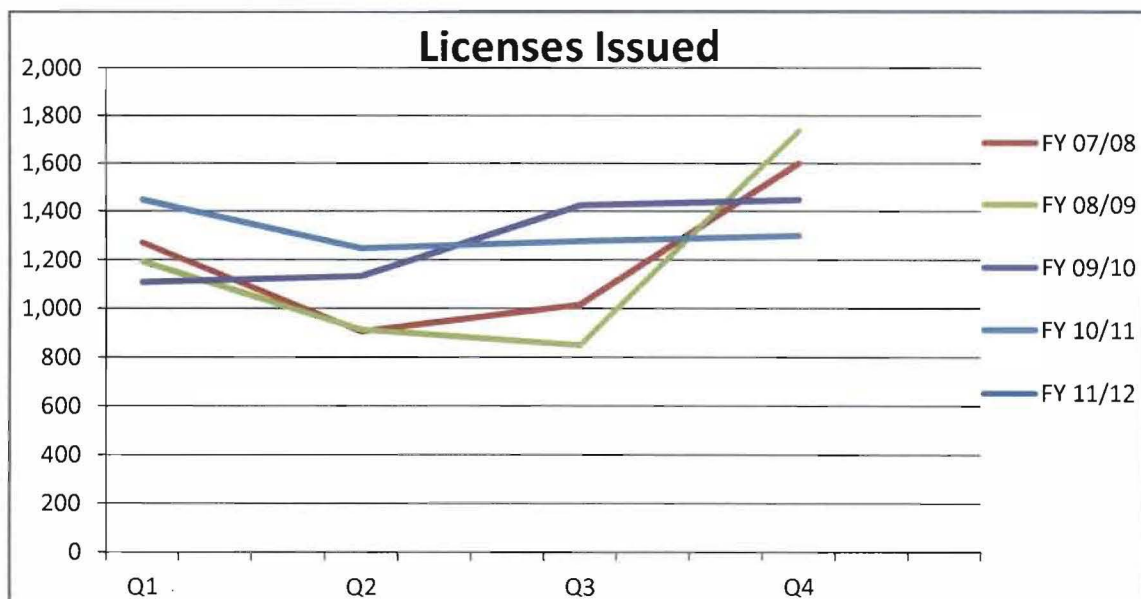
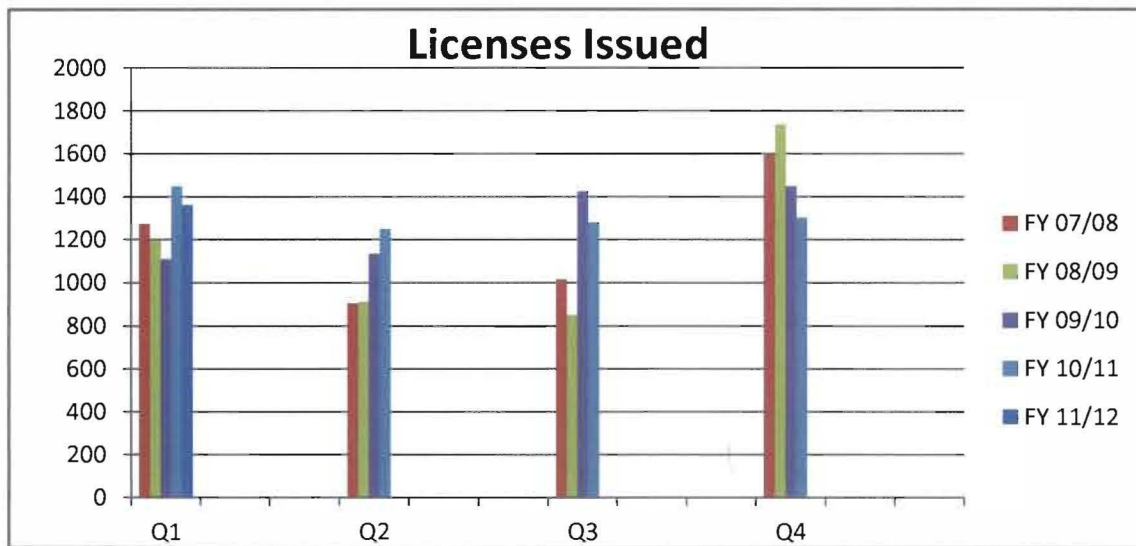
SPECIALTY BOARD APPLICATIONS FY 11/12					
	FY 11/12	Q1	Q2	Q3	Q4
Applications Received	0	0			
Applications Pending	1	1			

SPECIALTY BOARD APPLICATIONS FY 10/11					
	FY 10/11	Q1	Q2	Q3	Q4
Applications Received	0	0	0	0	0
Applications Pending	1	1	1	1	1

OPTICAL REGISTRATIONS FY 11/12					
	FY 11/12	Q1	Q2	Q3	Q4
Business Registrations Issued	10	10			
Pending Applications Business	30	30			
Out-of-State Business Registrations Issued	0	0			
Pending Applications Out of State Bus.	0	0			
Spectacle Lens Registrations Issued	47	47			
Pending Applications-Spectacle Lens	78	78			
Contact Lens Registrations Issued	13	13			
Pending Applications-Contact Lens	22	22			
Spectacle Lens Registrations Renewed	216	216			
Contact Lens Registrations Renewed	95	95			

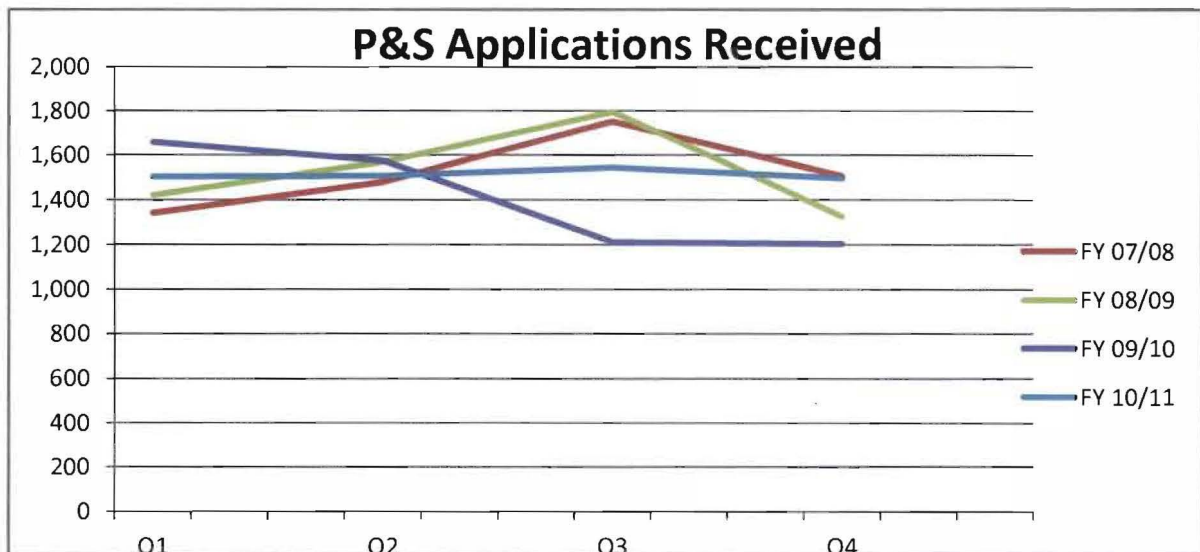
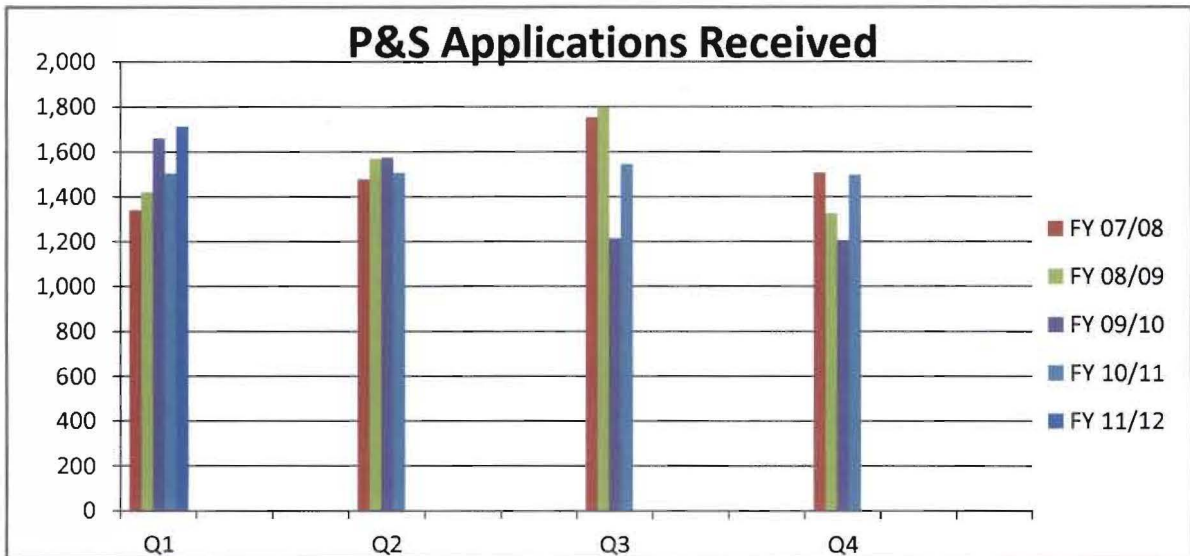
OPTICAL REGISTRATIONS FY 10/11					
	FY 010/11	Q1	Q2	Q3	Q4
Business Registrations Issued	69	16	21	17	15
Pending Applications Business	N/A	25	21	22	17
Out-of-State Business Registrations Issued	0	0	0	0	0
Pending Applications Out of State Bus.	0	0	0	0	0
Spectacle Lens Registrations Issued	196	42	55	53	46
Pending Applications-Spectacle Lens	N/A	62	37	49	64
Contact Lens Registrations Issued	73	19	17	23	14
Pending Applications-Contact Lens	N/A	20	11	14	22
Spectacle Lens Registrations Renewed	870	200	238	201	231
Contact Lens Registrations Renewed	384	81	116	106	81

PHYSICIAN'S AND SURGEON'S LICENSES ISSUED					
Five Fiscal Year History					
Fiscal Year	QTR 1	QTR 2	QTR 3	QTR 4	TOTAL
FY 11/12	1,359				
FY 10/11	1,447	1,248	1,277	1,300	5,272
FY 09/10	1,107	1,132	1,424	1,447	5,110
FY 08/09	1,192	912	849	1,735	4,688
FY 07/08	1,271	904	1,014	1,598	4,787



<b>*PHYSICIAN'S AND SURGEON'S LICENSE AND PTAL APPLICATIONS RECEIVED</b>					
<b>Five Fiscal Year History</b>					
<b>Fiscal Year</b>	<b>QTR 1</b>	<b>QTR 2</b>	<b>QTR 3</b>	<b>QTR 4</b>	<b>TOTAL</b>
FY 11/12	1711				
FY 10/11*	1,503	1,505	1,543	1496	6,047
FY 09/10	1,658	1,573	1,211	1,203	5,645
FY 08/09	1,420	1,568	1,794	1,325	6,107
FY 07/08	1,341	1,478	1,751	1,506	6,076

\* Applications Received Total and Q4 numbers have been corrected to match the FY 10/11 Annual Report. Previous Reported as: Total 5,914 and Q4 as 1,363 in July 2011 Board Meeting Packet.



## Licensing Program Weekly Application Production

Week Ending -->	16-Jul	23-Jul	30-Jul	6-Aug	13-Aug	20-Aug	27-Aug	3-Sep	10-Sep	17-Sep	24-Sep	1-Oct	8-Oct
Number of Workdays -->	5	5	5	5	5	5	5	5	4	5	5	5	5
<b>Applications Received</b>													
US/CAN	65	55	63	77	68	135	79	37	110	91	72	73	92
IMG - License	34	18	22	28	18	25	13	10	26	14	18	20	20
IMG - PTAL	39	30	40	43	33	54	44	22	35	28	24	30	30
<b>Total</b>	<b>138</b>	<b>103</b>	<b>125</b>	<b>148</b>	<b>119</b>	<b>214</b>	<b>136</b>	<b>69</b>	<b>171</b>	<b>133</b>	<b>114</b>	<b>123</b>	<b>142</b>
<b>Applications Completed (License or PTAL Issued)</b>													
US/CAN - Licensed	56	49	82	165	98	86	70	87	45	71	51	47	104
IMG - Licensed	32	38	25	36	35	33	21	56	12	25	23	14	32
<b>Total - Licensed</b>	<b>88</b>	<b>87</b>	<b>107</b>	<b>201</b>	<b>133</b>	<b>119</b>	<b>91</b>	<b>143</b>	<b>57</b>	<b>96</b>	<b>74</b>	<b>61</b>	<b>136</b>
<b>Total - PTAL's Issued</b>	<b>20</b>	<b>22</b>	<b>44</b>	<b>29</b>	<b>24</b>	<b>33</b>	<b>34</b>	<b>39</b>	<b>23</b>	<b>19</b>	<b>36</b>	<b>35</b>	<b>28</b>
<b>Applications Processed (Initial Review Completed)</b>													
<b>Application Complete Upon Initial Review (TBL)</b>													
US/CAN	4	8	7	7	9	6	10	11	3	17	8	21	17
IMG - License	0	0	0	0	0	0	0	0	0	1	0	1	0
IMG - PTAL	0	0	0	0	1	0	2	1	0	0	1	0	0
<b>Subtotal</b>	<b>4</b>	<b>8</b>	<b>7</b>	<b>7</b>	<b>10</b>	<b>6</b>	<b>12</b>	<b>12</b>	<b>3</b>	<b>18</b>	<b>9</b>	<b>22</b>	<b>17</b>
<b>Application Deficient Upon Initial Review</b>													
US/CAN	62	56	56	47	65	19	43	40	40	46	65	66	63
IMG - License	17	14	16	9	16	32	17	25	25	19	25	11	22
IMG - PTAL	29	27	32	23	26	24	36	38	43	29	61	45	36
<b>Subtotal</b>	<b>108</b>	<b>97</b>	<b>104</b>	<b>79</b>	<b>107</b>	<b>75</b>	<b>96</b>	<b>103</b>	<b>108</b>	<b>94</b>	<b>151</b>	<b>122</b>	<b>121</b>
<b>Total</b>	<b>112</b>	<b>105</b>	<b>111</b>	<b>86</b>	<b>117</b>	<b>81</b>	<b>108</b>	<b>115</b>	<b>111</b>	<b>112</b>	<b>160</b>	<b>144</b>	<b>138</b>
<b>Applications Awaiting Initial Review - Current as of: --&gt;</b>													
NEW: 0-30 days	415	419	450	419	512	606	620	543	611	523	506	556	525
AGING: 31-60 days	104	76	65	76	90	111	135	187	147	267	232	165	191
AGING: 61-90 days	0	0	0	0	0	0	0	0	0	0	0	0	0
BACKLOG: Over 90 days	0	0	0	0	0	0	0	0	0	0	0	0	0
<b>Total</b>	<b>519</b>	<b>495</b>	<b>515</b>	<b>495</b>	<b>602</b>	<b>717</b>	<b>755</b>	<b>730</b>	<b>758</b>	<b>790</b>	<b>738</b>	<b>721</b>	<b>716</b>
<b>Date of Oldest US Appl Awaiting Initial Review--&gt;</b>	06/08/11	06/16/11	06/27/11	07/06/11	07/13/11	07/14/11	07/18/11	07/26/11	08/01/11	08/09/11	08/15/11	08/19/11	08/26/11
Number of calendar days for US Initial Reviews	42	41	37	35	35	41	44	44	44	43	45	47	47
Days out of Compliance	0	0	0	0	0	0	0	0	0	0	0	2	2
<b>Date of Oldest IMG Appl Awaiting Initial Review--&gt;</b>	06/16/11	06/22/11	06/28/11	06/30/11	07/11/11	07/18/11	07/25/11	08/01/11	08/08/11	08/15/11	08/22/11	08/30/11	09/07/11
Number of calendar days for IMG Initial Reviews	34	34	36	41	37	37	37	38	37	37	38	36	35
Days out of Compliance	0	0	0	0	0	0	0	0	0	0	0	0	0
<b>Date of Oldest US Pending Mail Awaiting Review--&gt;</b>	07/06/11	07/15/11	07/19/11	08/03/11	08/10/11	08/17/11	08/23/11	08/29/11	09/06/11	09/14/11	09/21/11	09/27/11	10/05/11
Number of calendar days for US Pending Mail	14	11	14	7	7	7	8	8	8	7	7	8	7
<b>Date of Oldest IMG Pending Mail Awaiting Review--&gt;</b>	07/13/11	07/19/11	07/22/11	08/03/11	08/10/11	08/17/11	08/24/11	08/30/11	09/07/11	09/14/11	09/21/11	09/28/11	10/05/11
Number of calendar days for IMG Pending Mail	7	7	11	7	7	7	7	7	7	7	7	7	7

\*Note: Live data numbers are subject to change depending on the date that they are ran. All data on the report is ran weekly reflecting a Sunday through Saturday reporting period with the exception of the *Applications Awaiting Initial Review* section. The data in the *Applications Awaiting Initial Review* section reflects current data when the report is ran on the following Tuesday.