

MEDICAL BOARD OF CALIFORNIA

DATE REPORT ISSUED: October 1, 2018
ATTENTION: Members, Medical Board of California
SUBJECT: Licensing Program Summary
STAFF CONTACT: April Alameda, Chief of Licensing

REQUESTED ACTION:

This report is intended to provide the Members with an update on the Licensing Program at the Medical Board of California (Board). No action is needed at this time.

PROGRAM UPDATE:

The Licensing Program continues to meet weekly goals to ensure licenses are issued promptly. The Licensing Program's strategic goal for reviewing physician's and surgeon's license and postgraduate training authorization letter applications has remained under the 45-day review time since May of 2016. Licensing staff continues to exceed this goal and has maintained a review time of 28 days since November of 2016. In addition, licensing staff continues to process all incoming mail within an average of seven days.

Management continues to convene staff work groups to prepare for the changes to postgraduate training requirements for licensure effective January 1, 2020, as a result of Senate Bill 798 (Hill, Chapter 775, Statutes of 2017).

In 2002, Governor Davis signed into law AB 1045 (Firebaugh) establishing the Licensed Physicians and Dentists from Mexico Pilot Program (Pilot Program), allowing up to 30 licensed physicians from Mexico to practice medicine in California for up to three years. Pursuant to Business and Professions Code (BPC) section 853(B)(8), funding for the three-year Pilot Program must be secured from nonprofit philanthropic entities before implementation can proceed. The Board has received three-year funding commitments for the Pilot Program from two nonprofits: the California Health Care Foundation (CHCF) and Clinica de Salud del Valle De Salinas, a federally qualified health center in Salinas, CA. In September 2017, the Board received the first \$75,000 grant from CHCF and in August 2018, the Board received \$232,525 from Clinica de Salud del Valle de Salinas. With funding of the Pilot Project secured, the Licensing Program has begun development of the Program and anticipates accepting applications from Mexico physicians in early 2019.

A detailed listing of the Licensing Program's statistics is included following this report.

STAFFING:

The Licensing Program recently hired two office technicians for licensing support, a limited term staff services analyst (SSA) to review international medical graduate applications, and a program technician II for the consumer information unit (CIU).

The Licensing Program is recruiting for seven positions: two associate governmental program analyst, two staff services analysts, two management services technicians, and a program technician II.

CONSUMER INFORMATION UNIT:

The CIU continues to handle a heavy call volume with limited staff. The number of calls answered this quarter increased from 16,911 to 17,631.

The SSA in CIU serves as the unit lead and reduced wait times by six minutes within his first month in the unit. The SSA is also reviewing statistics to evaluate training needs and developing a training plan. These tasks will help the Board achieve its strategic goal of reducing call wait times and improving the quality of customer service in CIU.

SPECIALTY BOARD APPLICATIONS:

The Board has two pending applications from specialty boards requesting approval by the Board.

INTERNATIONAL MEDICAL SCHOOLS:

The Licensing Program has nine Self-Assessment Reports pending responses from the international medical schools. During the first quarter, eight new recognition requests were received and five schools were recognized. Currently, the Licensing Program has 97 schools pending recognition.

OUTREACH:

Licensing Fairs:

July 20	University of California – Davis, 12 residents
August 29	Highland Hospital – Oakland, 12 residents
August 31	University of California – Irvine, 24 residents
September 13	California Pacific Medical Center – San Francisco, 27 residents
September 20/21	University of California – San Diego, 56 residents

Presentations on the SB 798 Licensing Requirements effective January 1, 2020:

August 8	Keck Medical School, 12 program directors
September 6	Santa Barbara Cottage Hospital, 15 program directors
September 8	California Academy of Family Physicians, 35 program directors

CONSUMER INFORMATION UNIT FY 18/19					
	FY 18/19	Q1	Q2	Q3	Q4
Total Calls Answered	17,631	17,631			
Calls Requesting Call Back	7,277	7,277			
Calls Abandoned	4,778	4,778			
CONSUMER INFORMATION UNIT FY 17/18					
	FY 17/18	Q1	Q2	Q3	Q4
Total Calls Answered	68,253	18,270	15,988	17,084	16,911
Calls Requesting Call Back	29,849	8,600	6,966	6,805	7,478
Calls Abandoned	21,236	6,065	5,540	4,756	4,875

PHYSICIAN & SURGEON DATA FY 18/19					
	FY 18/19	Q1	Q2	Q3	Q4
*Applications Received	1,963	1,963			
Initial Reviews Completed	1,899	1,899			
Licenses Issued	2,080	2,080			
Renewals Issued	18,119	18,119			

*Applications Received does not include applications received with monies that have not been deposited as this process may take several weeks.

PHYSICIAN & SURGEON DATA FY 17/18					
	FY 17/18	Q1	Q2	Q3	Q4
*Applications Received	8,031	2,338	1,904	2,101	1,688
Initial Reviews Completed	7,962	2,052	2,091	2,084	1,735
Licenses Issued	6,694	1,823	1,416	1,700	1,755
Renewals Issued	70,297	17,189	16,814	19,093	17,201

SR 2 - CATEGORIES FY 18/19					
	FY 18/19	Q1	Q2	Q3	Q4
Alcohol/Drugs	2	2			
PG/Medical Knowledge	30	30			
Convictions	6	6			
Other	24	24			

SR 2 - CATEGORIES FY 17/18					
	FY 17/18	Q1	Q2	Q3	Q4
Alcohol/Drugs	17	1	4	6	6
PG/Medical Knowledge	67	23	16	19	9
Convictions	29	9	8	8	4
Other	138	61	24	20	33

Unrecognized and Disapproved Medical School Applicants (2135.7) - FY 18/19					
	FY 18/19	Q1	Q2	Q3	Q4
Beginning	N/A	4			
Received		1			
Reviewed		0			
Not Eligible		0			
Licensed		0			

Unrecognized and Disapproved Medical School Applicants (2135.7) - FY 17/18					
	FY 17/18	Q1	Q2	Q3	Q4
Beginning	N/A	8	6	10	8
Received		2	4	1	0
Reviewed		2	4	1	0
Not Eligible		0	0	0	0
Licensed		2	3	4	5

INTERNATIONAL MEDICAL SCHOOL APPLICATIONS FY 18/19					
	FY 18/19	Q1	Q2	Q3	Q4
Schools Pending Recognition at Beginning of Quarter	N/A	89			
Pending Self-Assessment Reports (included pending above)	N/A	9			
New Self-Assessment Reports Received (included pending above)	0	0			
New Unrecognized Schools Received	8	8			
Recognized Pursuant to CCR 1314(a)(1)	5	5			
School Recognized Pursuant to CCR 1314(a)(2)	0	0			
TOTAL Schools Pending Recognition at End of Quarter	N/A	97			

INTERNATIONAL MEDICAL SCHOOL APPLICATIONS FY 17/18					
	FY 17/18	Q1	Q2	Q3	Q4
Schools Pending Recognition at Beginning of Quarter	N/A	74	77	82	86
Pending Self-Assessment Reports (included pending above)	N/A	5	4	4	2
New Self-Assessment Reports Received (included pending above)	0	0	0	0	0
New Unrecognized Schools Received	59	10	19	9	21
Recognized Pursuant to CCR 1314(a)(1)	41	6	14	5	16
School Recognized Pursuant to CCR 1314(a)(2)	1	1	0	0	0
TOTAL Schools Pending Recognition at End of Quarter	N/A	77	82	86	89

SPECIALTY BOARD APPLICATIONS FY 18/19					
	FY 18/19	Q1	Q2	Q3	Q4
Applications Received	0	0			
Applications Pending	N/A	2			

SPECIALTY BOARD APPLICATIONS FY 17/18					
	FY 17/18	Q1	Q2	Q3	Q4
Applications Received	0	0	0	0	0
Applications Pending	N/A	2	2	2	2

LICENSED MIDWIVES FY 18/19					
	FY 18/19	Q1	Q2	Q3	Q4
Applications Received	6	6			
Applications Pending	N/A	2			
Applications Withdrawn	0	0			
Licenses Issued	5	5			
Licenses Renewed	44	44			

LICENSED MIDWIVES FY 17/18					
	FY 17/18	Q1	Q2	Q3	Q4
Applications Received	30	9	10	9	2
Applications Pending	N/A	6	6	4	1
Applications Withdrawn	0	0	0	0	0
Licenses Issued	36	10	9	11	6
Licenses Renewed	193	42	44	55	52

FICTITIOUS NAME PERMITS FY 18/19					
	FY 18/19	Q1	Q2	Q3	Q4
P&S - FNP Received	340	340			
P&S - FNP Issued	315	315			
P&S - FNP Renewed	1,239	1,239			
Podiatric FNP Received	14	14			
Podiatric FNP Issued	6	6			
Podiatric FNP Renewed	33	33			

FICTITIOUS NAME PERMITS FY 17/18					
	FY 17/18	Q1	Q2	Q3	Q4
P&S - FNP Received	1505	334	398	350	423
P&S - FNP Issued	1,350	358	249	403	340
P&S - FNP Renewed	5,703	1,319	1,361	1,548	1,475
Podiatric FNP Received	34	6	11	10	7
Podiatric FNP Issued	34	7	5	12	10
Podiatric FNP Renewed	142	39	33	36	34

POLYSOMNOGRAPHY FY 18/19					
	FY 18/19	Q1	Q2	Q3	Q4
Trainee					
Applications Received	3	3			
Registrations Issued	2	2			
Registrations Renewed	3	3			
Technician					
Applications Received	4	4			
Registrations Issued	3	3			
Registrations Renewed	10	10			
Technologist					
Applications Received	1	1			
Registrations Issued	7	7			
Registrations Renewed	118	118			

POLYSOMNOGRAPHY FY 17/18					
	FY 17/18	Q1	Q2	Q3	Q4
Trainee					
Applications Received	23	8	5	4	6
Registrations Issued	19	4	6	4	5
Registrations Renewed	13	3	4	4	2
Technician					
Applications Received	35	7	6	9	13
Registrations Issued	34	10	9	4	11
Registrations Renewed	39	15	9	7	8
Technologist					
Applications Received	67	20	15	16	16
Registrations Issued	63	20	16	10	17
Registrations Renewed	165	60	44	26	35

RESEARCH PSYCHOANALYST FY 18/19					
	FY 18/19	Q1	Q2	Q3	Q4
RP Applications Received	6	6			
RP Licenses Issued	3	3			

RESEARCH PSYCHOANALYST FY 17/18					
	FY 17/18	Q1	Q2	Q3	Q4
RP Applications Received	7	2	2	2	1
RP Licenses Issued	5	0	4	1	0

SPECIAL PROGRAMS
FY 18/19

Permit	Applications Received				Applications Reviewed				Permits Issued				Permits Renewed				Applications Withdrawn or Denied			
	Q1	Q2	Q3	Q4	Q1	Q2	Q3	Q4	Q1	Q2	Q3	Q4	Q1	Q2	Q3	Q4	Q1	Q2	Q3	Q4
2111	6				7				7				14				1			
2112	0				6				1				0				0			
2113	5				0				10				7				0			
2168	0				0				2				4				0			
2072	0				0				0				0				0			
1327	0				0				0				0				0			

SPECIAL PROGRAMS
FY 17/18

Permit	Applications Received				Applications Reviewed				Permits Issued				Permits Renewed				Applications Withdrawn or Denied			
	Q1	Q2	Q3	Q4	Q1	Q2	Q3	Q4	Q1	Q2	Q3	Q4	Q1	Q2	Q3	Q4	Q1	Q2	Q3	Q4
2111	9	5	9	3	7	7	7	5	7	9	5	6	16	13	16	12	0	0	0	0
2112	0	1	1	0	0	0	1	1	0	0	0	0	1	0	1	1	0	0	0	0
2113	2	6	7	14	4	4	5	9	10	3	6	10	1	11	5	13	1	1	0	0
2168	1	2	0	1	0	1	1	0	0	0	1	1	3	1	2	1	0	0	0	0
2072	0	0	0	0	0	0	0	0	0	0	0	0	0	0	0	0	0	0	0	0
1327	0	0	0	0	0	0	0	0	0	0	0	0	0	0	0	0	0	0	0	0

2111 - Visiting Fellow (doesn't satisfy postgraduate training required for licensure)

2112 - Hospital Fellowship Program Non-Citizen (does not satisfy postgraduate training required for licensure)

2113 - Medical School Faculty Member (may satisfy postgraduate training required for licensure)

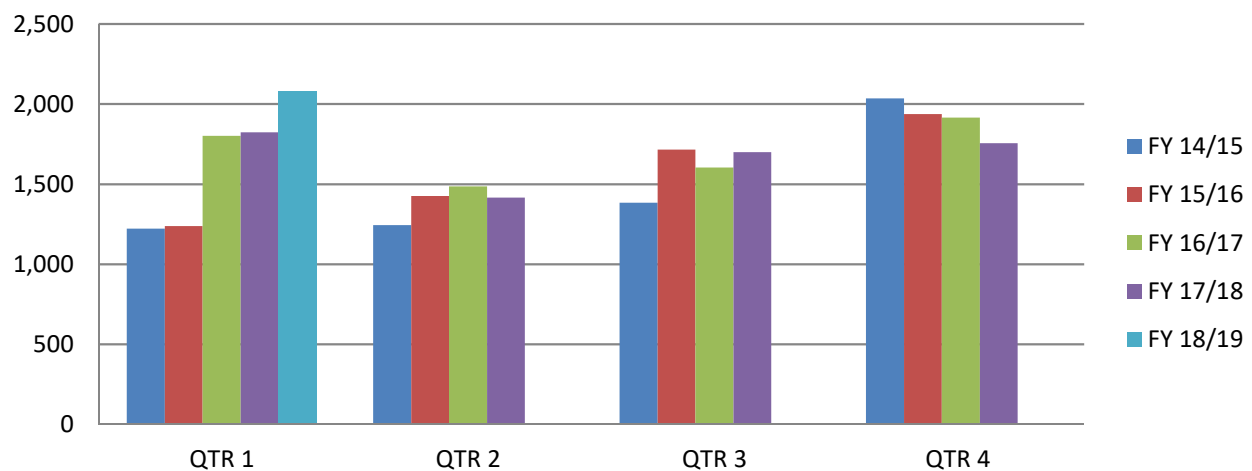
2168 - Special Faculty Permit (academically eminent; unrestricted practice within sponsoring medical school - not eligible for licensure)

2072 - Special Permit - Correctional Facility

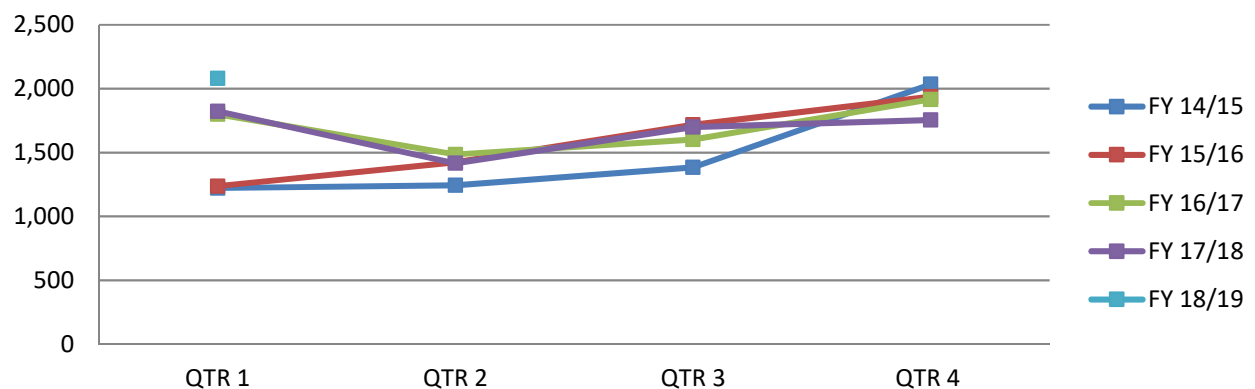
1327 - Medical Student Rotations - Non-ACGME Hospital Rotation

PHYSICIAN'S AND SURGEON'S LICENSES ISSUED Five Fiscal Year History					
Fiscal Year	QTR 1	QTR 2	QTR 3	QTR 4	TOTAL
FY 18/19	2,080				2,080
FY 17/18	1,823	1,416	1,700	1,755	6,694
FY 16/17	1,801	1,485	1,603	1,916	6,805
FY 15/16	1,237	1,425	1,716	1,938	6,316
FY 14/15	1,222	1,243	1,383	2,035	5,883

LICENSES ISSUED



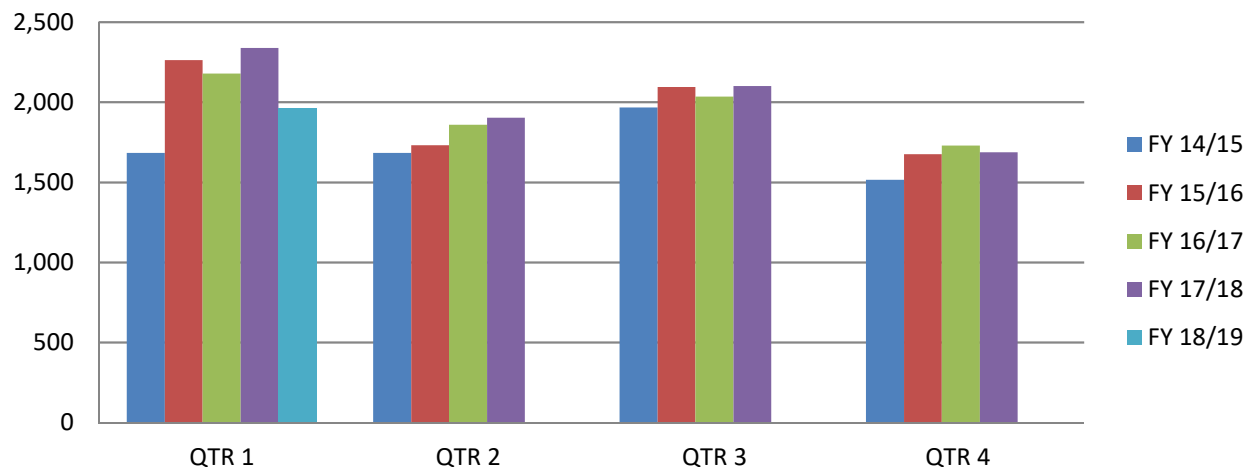
LICENSES ISSUED



PHYSICIAN'S AND SURGEON'S APPLICATIONS RECEIVED Five Fiscal Year History					
Fiscal Year	QTR 1	QTR 2	QTR 3	QTR 4	TOTAL
FY 18/19	1,963				1,963
FY 17/18	2,338	1,904	2,101	1,688	8,031
FY 16/17	2,178	1,859	2,035	1,729	7,801
FY 15/16	2,262	1,732	2,094	1,675	7,763
FY 14/15			1,967	1,516	6,850

Applications Received data for the current quarter does not include applications received with monies that have not been deposited as this process may take several weeks.

APPLICATIONS RECEIVED



APPLICATIONS RECEIVED

