

MEDICAL BOARD STAFF REPORT

DATE REPORT ISSUED: January 8, 2021  
 ATTENTION: Members, Medical Board of California  
 SUBJECT: Licensing Program Summary  
 STAFF CONTACT: Marina O'Connor, Chief of Licensing

REQUESTED ACTION:

This report is intended to provide the Members with an update on the Licensing Program at the Medical Board of California (Board).

PROGRAM UPDATE:

Pursuant to Business and Professions Code section 2064.5 applicants that are enrolled in a Board-approved training program are required to obtain a PTL within 180 days from enrollment. The number of applications received has declined since Q1 of FY 2020-21, as a majority of residents who enrolled around July 1, 2020 have already submitted an application for a Postgraduate Training License (PTL).

|                               | Q1 FY 2020-21 | Q2 FY 2020-21 |
|-------------------------------|---------------|---------------|
| Licenses Issued               | 3,132         | 2,367         |
| License Applications Received | 2,223         | 1,343         |

With the decrease in applications received, additional staff overtime, and internal process changes, the Licensing Program has been able to improve the processing time from the receipt of an application to the initial review from 60 calendar days to 45 days. Management will continue to monitor the processing times for initial reviews and make adjustments as necessary.

The Board continues to implement its transition to a paperless process, including accepting specific types of electronic signatures and other forms of electronic verification. The Board created a new webpage dedicated to information on how to register with and utilize DOCS through the application process.

The Licensing Program received 4,048 emails and responded to 3,924 via the Licensing Webmaster last quarter regarding topics such as application status checks, DCA waiver criteria, license renewal, and pocket certificates.

COVID-19 WAIVER UPDATE

Pursuant to the Governor's [Executive Order N-39-20](#) issued March 30, 2020, during the COVID-19 State of Emergency, the DCA director may waive any statutory or regulatory

requirements with respect to a professional license issued pursuant to Division 2 (Healing Arts boards) of the Business and Professions Code. In addition, pursuant to [Executive Order N-40-20](#), the DCA director may waive any statutory or regulatory requirements with respect to continuing education for licenses issued pursuant to Division 3 of the Business and Professions Code.

Since the last Board meeting, the director has issued additional waivers that extend deadlines for P&S and PTL applicants and licensees.

DCA Waiver DCA-20-93 Order Extending 20-13, 20-50, and 20-76 Order Waiving Postgraduate Training License Deadline

[DCA Waiver DCA-20-93](#) extends the deadline to March 31, 2021, for all individuals who were enrolled in an approved postgraduate training program in California on January 1, 2020, and who were required to obtain a postgraduate training license (PTL) by June 30, 2020, to practice medicine pursuant to [Business and Professions Code \(BPC\) section 2064.5, subdivisions \(e\) and \(f\)](#).

This temporary waiver does not relieve such individual from complying with any and all other requirements necessary to be considered for a postgraduate training license, including completing and submitting the required application forms and supporting documents to the governing licensing agency.

This temporary waiver does not extend the time an individual is permitted to practice medicine in an approved postgraduate training program without a physician's and surgeon's license beyond the 39-month licensing exemption period authorized under Business and Professions Code sections 2064.5, subdivision (b) and 2065, subdivision (d).

DCA Waiver DCA-20-94 Order Extending 20-65 Order Waiving Time For Postgraduates That Completed Postgraduate Training Outside California To Practice Medicine While Seeking California Licensure

On December 15, 2020, the Department of Consumer Affairs Director issued [DCA Waiver DCA-20-94](#) extending the deadline to March 31, 2021, for individuals who completed at least 36 months of approved postgraduate training outside of California, were enrolled in an approved postgraduate training program in California on July 1, 2020, and who are required to obtain a physician's and surgeon's license from the Medical Board of California (Board) within 90 days to continue the practice of medicine, pursuant to [Business and Professions Code section 2065, subdivision \(h\)](#).

This temporary waiver does not relieve such individuals from complying with any and all other requirements, including completing and submitting the required application forms and supporting documents to the Board.

DCA Waiver DCA-20-100 Order Waiving Postgraduate Training License Deadline

[DCA Waiver DCA-20-100](#) extends the deadline to March 31, 2021, for all individuals who were initially enrolled in an approved postgraduate training program in California between June 1, 2020, and July 31, 2020, and who are required to obtain a postgraduate training license from the Medical Board of California within 180 days of their enrollment to practice medicine pursuant to Business and Professions Code section 2064.5, subdivisions (a) and (e).

This temporary waiver does not relieve such individual from complying with any and all other requirements necessary to be considered for a postgraduate training license, including completing and submitting the required application forms and supporting documents to the governing licensing agency.

This temporary waiver does not extend the time an individual is permitted to practice medicine in an approved postgraduate training program without a physician and surgeon's license beyond the 39-month licensing exemption period authorized under Business and Professions Code sections 2064.5, subdivision (b) and 2065, subdivision (d).

#### DIRECT ONLINE CERTIFICATION SYSTEM (DOCS) PORTAL

The program has registered 584 users across 103 registered medical schools and 1,217 postgraduate training programs for the DOCS portal. These registered users have uploaded over 6,500 documents to DOCS. The Board created a DOCS informational webpage in December 2020 outlining the types of documents that can be submitted through DOCS and guidelines for potential users. DOCS continues to serve an important function in facilitating Board licensing processes during the pandemic.

#### CONSUMER INFORMATION UNIT

In Q2 of 2020-2021, the Consumer Information Unit (CIU) received 16,285 calls, with an average wait time of 16:52 minutes. Two (2) of the topics most responded to in CIU during this quarter were physician and surgeon application questions and status updates on application files, including a high volume of calls received regarding new Postgraduate Training License applications. CIU also received a high frequency of calls regarding complaints and renewal assistance questions. Board staff continue to assist CIU when call volumes are high to help minimize wait times.

**WORKLOAD REPORT**  
as of December 31, 2020

| <b>CONSUMER INFORMATION UNIT<br/>Fiscal Year 20-21</b> | <b>2020-<br/>2021</b> | <b>Quarter 1</b> | <b>Quarter 2</b> | <b>Quarter 3</b> | <b>Quarter 4</b> |
|--|-----------------------|------------------|------------------|------------------|------------------|
| Total Calls Answered                                   | <b>29,036</b>         | 16,094           | 12,942           |                  |                  |
| *Calls Requesting Call Back                            | <b>9,442</b>          | 5,480            | 3,962            |                  |                  |
| Calls Abandoned  | <b>8,100</b>          | 4,563            | 3,537            |                  |                  |

| <b>CONSUMER INFORMATION UNIT<br/>Fiscal Year 19-20</b> | <b>2019-<br/>2020</b> | <b>Quarter 1</b> | <b>Quarter 2</b> | <b>Quarter 3</b> | <b>Quarter 4</b> |
|--|-----------------------|------------------|------------------|------------------|------------------|
| Total Calls Answered                                   | <b>62,131</b>         | 16,208           | 14,276           | 16,232           | 15,415           |
| *Calls Requesting Call Back                            | <b>12,095</b>         | 3,400            | 1,842            | 2,856            | 3,997            |
| Calls Abandoned  | <b>11,865</b>         | 3,501            | 2,199            | 2,850            | 3,315            |

\*Calls Requesting Call Back is a subset of Total Calls Answered

| <b>PHYSICIAN &amp; SURGEON DATA<br/>Fiscal Year 20-21</b> | <b>2020-<br/>2021</b> | <b>Quarter 1</b> | <b>Quarter 2</b> | <b>Quarter 3</b> | <b>Quarter 4</b> |
|---|-----------------------|------------------|------------------|------------------|------------------|
| *Applications Received                                    | <b>1,981</b>          | 886              | 1,095            |                  |                  |
| Initial Reviews Completed                                 | <b>1,998</b>          | 862              | 1,136            |                  |                  |
| Licenses Issued   | <b>2,077</b>          | 1,229            | 848              |                  |                  |
| Renewals Issued   | <b>34,219</b>         | 17,121           | 17,098           |                  |                  |

| <b>PHYSICIAN &amp; SURGEON DATA<br/>Fiscal Year 19-20</b> | <b>2019-<br/>2020</b> | <b>Quarter 1</b> | <b>Quarter 2</b> | <b>Quarter 3</b> | <b>Quarter 4</b> |
|---|-----------------------|------------------|------------------|------------------|------------------|
| *Applications Received                                    | <b>5,629</b>          | 1,756            | 1,293            | 1,556            | 1,024            |
| Initial Reviews Completed                                 | <b>5,524</b>          | 1,813            | 1,355            | 1,472            | 884              |
| Licenses Issued   | <b>6,072</b>          | 2,491            | 1,790            | 968              | 823              |
| Renewals Issued   | <b>71,024</b>         | 17,632           | 15,906           | 20,762           | 16,724           |

| <b>POSTGRADUATE TRAINING LICENSE<br/>DATA<br/>Fiscal Year 20-21</b> | <b>2020-<br/>2021</b> | <b>Quarter 1</b> | <b>Quarter 2</b> | <b>Quarter 3</b> | <b>Quarter 4</b> |
|---|-----------------------|------------------|------------------|------------------|------------------|
| *Applications Received  | <b>1,585</b>          | 1,337            | 248              |                  |                  |
| Initial Reviews Completed   | <b>2,540</b>          | 1,634            | 906              |                  |                  |
| Licenses Issued   | <b>3,422</b>          | 1,903            | 1,519            |                  |                  |

| <b>POSTGRADUATE TRAINING LICENSE<br/>DATA<br/>Fiscal Year 19-20</b> | <b>2019-<br/>2020</b> | <b>Quarter 1</b> | <b>Quarter 2</b> | <b>Quarter 3</b> | <b>Quarter 4</b> |
|---|-----------------------|------------------|------------------|------------------|------------------|
| *Applications Received  | <b>4,122</b>          | N/A              | N/A              | 2,285            | 1,837            |
| Initial Reviews Completed   | <b>3,126</b>          | N/A              | N/A              | 1,224            | 1,902            |
| Licenses Issued   | <b>1,925</b>          | N/A              | N/A              | 487              | 1,438            |

\*Applications Received does not include applications received with monies that have not been deposited as this process may take several weeks.

**WORKLOAD REPORT  
as of December 31, 2020**

| <b>SENIOR REVIEW 2 - CATEGORIES<br/>Fiscal Year 20-21</b> | <b>2020-<br/>2021</b> | <b>Quarter 1</b> | <b>Quarter 2</b> | <b>Quarter 3</b> | <b>Quarter 4</b> |
|---|-----------------------|------------------|------------------|------------------|------------------|
| Alcohol/Drugs   | 9                     | 6                | 3                |                  |                  |
| PG/Medical Knowledge                                      | 31                    | 15               | 16               |                  |                  |
| Convictions   | 18                    | 9                | 9                |                  |                  |
| Other   | 42                    | 25               | 17               |                  |                  |

| <b>SENIOR REVIEW 2 - CATEGORIES<br/>Fiscal Year 19-20</b> | <b>2019-<br/>2020</b> | <b>Quarter 1</b> | <b>Quarter 2</b> | <b>Quarter 3</b> | <b>Quarter 4</b> |
|---|-----------------------|------------------|------------------|------------------|------------------|
| Alcohol/Drugs   | 21                    | 5                | 6                | 4                | 6                |
| PG/Medical Knowledge                                      | 99                    | 24               | 40               | 17               | 18               |
| Convictions   | 16                    | 3                | 5                | 3                | 5                |
| Other   | 77                    | 13               | 27               | 21               | 16               |

| <b>LICENSED MIDWIVES<br/>Fiscal Year 20-21</b> | <b>2020-<br/>2021</b> | <b>Quarter 1</b> | <b>Quarter 2</b> | <b>Quarter 3</b> | <b>Quarter 4</b> |
|--|-----------------------|------------------|------------------|------------------|------------------|
| Applications Received                          | 19                    | 14               | 5                |                  |                  |
| Licenses Issued                                | 13                    | 5                | 8                |                  |                  |
| Licenses Renewed                               | 99                    | 60               | 39               |                  |                  |

| <b>LICENSED MIDWIVES<br/>Fiscal Year 19-20</b> | <b>2019-<br/>2020</b> | <b>Quarter 1</b> | <b>Quarter 2</b> | <b>Quarter 3</b> | <b>Quarter 4</b> |
|--|-----------------------|------------------|------------------|------------------|------------------|
| Applications Received                          | 32                    | 9                | 12               | 8                | 3                |
| Licenses Issued                                | 35                    | 11               | 9                | 11               | 4                |
| Licenses Renewed                               | 201                   | 38               | 64               | 46               | 53               |

| <b>FICTITIOUS NAME PERMIT<br/>Fiscal Year 20-21</b> | <b>2020-<br/>2021</b> | <b>Quarter 1</b> | <b>Quarter 2</b> | <b>Quarter 3</b> | <b>Quarter 4</b> |
|---|-----------------------|------------------|------------------|------------------|------------------|
| P&S - FNP Received                                  | 928                   |                  | 526              |                  |                  |
| P&S - FNP Issued                                    | 639                   | 304              | 335              |                  |                  |
| P&S - FNP Renewed                                   | 2,499                 | 1,359            | 1,140            |                  |                  |
| Podiatric FNP Received                              | 21                    | 14               | 7                |                  |                  |
| Podiatric FNP Issued                                | 17                    | 11               | 6                |                  |                  |
| Podiatric FNP Renewed                               | 72                    | 39               | 33               |                  |                  |

| <b>FICTITIOUS NAME PERMIT<br/>Fiscal Year 19-20</b> | <b>2019-<br/>2020</b> | <b>Quarter 1</b> | <b>Quarter 2</b> | <b>Quarter 3</b> | <b>Quarter 4</b> |
|---|-----------------------|------------------|------------------|------------------|------------------|
| P&S - FNP Received                                  | 1398                  | 359              | 388              | 323              | 328              |
| P&S - FNP Issued                                    | 1,255                 | 265              | 306              | 408              | 276              |
| P&S - FNP Renewed                                   | 5,409                 | 1,245            | 1,278            | 1,513            | 1,373            |
| Podiatric FNP Received                              | 38                    | 10               | 12               | 7                | 9                |
| Podiatric FNP Issued                                | 31                    | 3                | 9                | 12               | 7                |
| Podiatric FNP Renewed                               | 135                   | 25               | 36               | 44               | 30               |

**WORKLOAD REPORT**  
as of December 31, 2020

| <b>POLYSOMNOGRAPHY<br/>Fiscal Year 20-21</b> | <b>2020-<br/>2021</b> | <b>Quarter 1</b> | <b>Quarter 2</b> | <b>Quarter 3</b> | <b>Quarter 4</b> |
|--|-----------------------|------------------|------------------|------------------|------------------|
| Trainee Applications Received                | 0                     | 0                | 0                |                  |                  |
| Trainee Registrations Issued                 | 0                     | 0                | 0                |                  |                  |
| Trainee Registrations Renewed                | 7                     | 3                | 4                |                  |                  |
| Technician Applications Received             | 11                    | 5                | 6                |                  |                  |
| Technician Registrations Issued              | 5                     | 4                | 1                |                  |                  |
| Technician Registrations Renewed             | 32                    | 10               | 22               |                  |                  |
| Technologist Applications Received           | 10                    | 9                | 1                |                  |                  |
| Technologist Registrations Issued            | 10                    | 6                | 4                |                  |                  |
| Technologist Registrations Renewed           | 249                   | 119              | 130              |                  |                  |

| <b>POLYSOMNOGRAPHY<br/>Fiscal Year 19-20</b> | <b>2019-<br/>2020</b> | <b>Quarter 1</b> | <b>Quarter 2</b> | <b>Quarter 3</b> | <b>Quarter 4</b> |
|--|-----------------------|------------------|------------------|------------------|------------------|
| Trainee Applications Received                | 14                    | 7                | 4                | 3                | 0                |
| Trainee Registrations Issued                 | 14                    | 7                | 2                | 4                | 1                |
| Trainee Registrations Renewed                | 14                    | 5                | 4                | 4                | 1                |
| Technician Applications Received             | 35                    | 11               | 5                | 14               | 5                |
| Technician Registrations Issued              | 30                    | 7                | 6                | 10               | 7                |
| Technician Registrations Renewed             | 37                    | 12               | 13               | 7                | 5                |
| Technologist Applications Received           | 39                    | 10               | 11               | 14               | 4                |
| Technologist Registrations Issued            | 35                    | 10               | 8                | 13               | 4                |
| Technologist Registrations Renewed           | 169                   | 67               | 42               | 37               | 23               |

| <b>RESEARCH PSYCHOANALYST<br/>Fiscal Year 20-21</b> | <b>2020-<br/>2021</b> | <b>Quarter 1</b> | <b>Quarter 2</b> | <b>Quarter 3</b> | <b>Quarter 4</b> |
|---|-----------------------|------------------|------------------|------------------|------------------|
| RP Applications Received                            | 2                     | 2                | 0                |                  |                  |
| RP Licenses Issued                                  | 2                     | 0                | 2                |                  |                  |
| RP Licenses Renewed                                 | 12                    | 6                | 6                |                  |                  |

| <b>RESEARCH PSYCHOANALYST<br/>Fiscal Year 19-20</b> | <b>2019-<br/>2020</b> | <b>Quarter 1</b> | <b>Quarter 2</b> | <b>Quarter 3</b> | <b>Quarter 4</b> |
|---|-----------------------|------------------|------------------|------------------|------------------|
| RP Applications Received                            | 5                     | 2                | 1                | 2                | 0                |
| RP Licenses Issued                                  | 4                     | 1                | 1                | 1                | 1                |
| RP Licenses Renewed                                 | 69                    | 1                | 2                | 60               | 6                |

**WORKLOAD REPORT**  
as of December 31, 2020

| <b>SPECIAL PROGRAMS<br/>Fiscal Year 20-21</b> | <b>2020-2021</b> | <b>Quarter 1</b> | <b>Quarter2</b> | <b>Quarter 3</b> | <b>Quarter 4</b> |
|---|------------------|------------------|-----------------|------------------|------------------|
| 2111 Applications Received                    | <b>8</b>         | 8                | 0               |                  |                  |
| 2111 Applications Reviewed                    | <b>8</b>         | 3                | 5               |                  |                  |
| 2111 Permits Issued                           | <b>9</b>         | 3                | 6               |                  |                  |
| 2111 Permits Renewed                          | <b>18</b>        | 10               | 8               |                  |                  |
| 2112 Applications Received                    | <b>0</b>         | 0                | 0               |                  |                  |
| 2112 Applications Reviewed                    | <b>0</b>         | 0                | 0               |                  |                  |
| 2112 Permits Issued                           | <b>1</b>         | 1                | 0               |                  |                  |
| 2112 Permits Renewed                          | <b>0</b>         | 0                | 0               |                  |                  |
| 2113 Applications Received                    | <b>6</b>         | 3                | 3               |                  |                  |
| 2113 Applications Reviewed                    | <b>6</b>         | 4                | 2               |                  |                  |
| 2113 Permits Issued                           | <b>8</b>         | 5                | 3               |                  |                  |
| 2113 Permits Renewed                          | <b>22</b>        | 7                | 15              |                  |                  |
| 2168 Applications Received                    | <b>1</b>         | 1                | 0               |                  |                  |
| 2168 Applications Reviewed                    | <b>1</b>         | 1                | 0               |                  |                  |
| 2168 Permits Issued                           | <b>3</b>         | 3                | 0               |                  |                  |
| 2168 Permits Renewed                          | <b>10</b>        | 6                | 4               |                  |                  |

| <b>SPECIAL PROGRAMS<br/>Fiscal Year 19-20</b> | <b>2019-2020</b> | <b>Quarter 1</b> | <b>Quarter2</b> | <b>Quarter 3</b> | <b>Quarter 4</b> |
|---|------------------|------------------|-----------------|------------------|------------------|
| 2111 Applications Received                    | <b>19</b>        | 14               | 0               | 2                | 3                |
| 2111 Applications Reviewed                    | <b>20</b>        | 12               | 3               | 2                | 3                |
| 2111 Permits Issued                           | <b>19</b>        | 11               | 5               | 2                | 1                |
| 2111 Permits Renewed                          | <b>49</b>        | 10               | 11              | 17               | 11               |
| 2112 Applications Received                    | <b>2</b>         | 0                | 1               | 0                | 1                |
| 2112 Applications Reviewed                    | <b>2</b>         | 0                | 0               | 1                | 1                |
| 2112 Permits Issued                           | <b>0</b>         | 0                | 0               | 0                | 0                |
| 2112 Permits Renewed                          | <b>0</b>         | 0                | 0               | 0                | 0                |
| 2113 Applications Received                    | <b>34</b>        | 9                | 8               | 7                | 10               |
| 2113 Applications Reviewed                    | <b>34</b>        | 10               | 4               | 11               | 9                |
| 2113 Permits Issued                           | <b>32</b>        | 13               | 5               | 9                | 5                |
| 2113 Permits Renewed                          | <b>44</b>        | 7                | 11              | 12               | 14               |
| 2168 Applications Received                    | <b>4</b>         | 0                | 1               | 2                | 1                |
| 2168 Applications Reviewed                    | <b>5</b>         | 1                | 1               | 1                | 2                |
| 2168 Permits Issued                           | <b>3</b>         | 1                | 1               | 0                | 1                |
| 2168 Permits Renewed                          | <b>7</b>         | 3                | 1               | 1                | 2                |

2111 - Visiting Fellow (doesn't satisfy postgraduate training required for licensure)

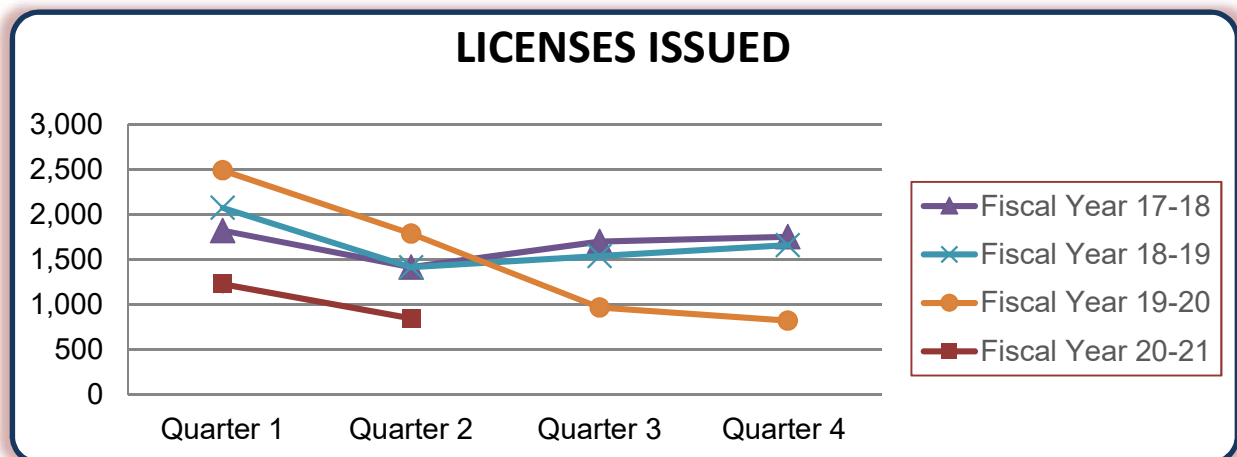
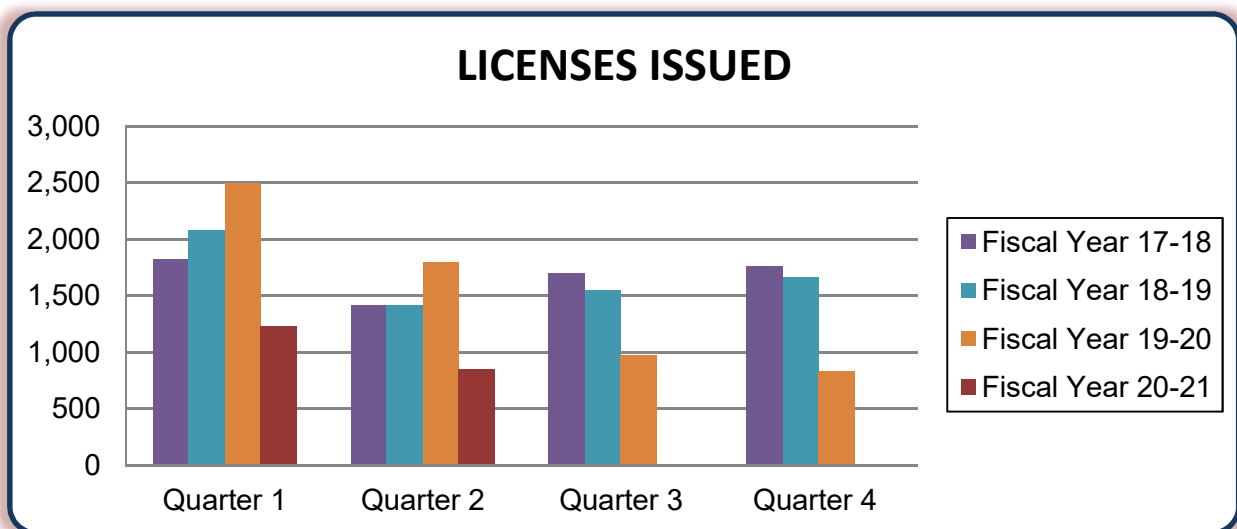
2112 - Hospital Fellowship Program Non-Citizen (doesn't satisfy postgraduate training required for licensure)

2113 - Medical School Faculty Member (may satisfy postgraduate training required for licensure)

2168 - Special Faculty Permit (academically eminent; unrestricted practice within sponsoring medical school - not eligible for licensure)

### Physician's and Surgeon's Licenses Issued\* Four Fiscal Year History

| Fiscal Year       | Quarter 1 | Quarter 2 | Quarter 3 | Quarter 4 | TOTAL        |
|-------------------|-----------|-----------|-----------|-----------|--------------|
| Fiscal Year 20-21 | 1,229     | 848       |           |           | <b>2,077</b> |
| Fiscal Year 19-20 | 2,491     | 1,790     | 968       | 823       | <b>6,072</b> |
| Fiscal Year 18-19 | 2,076     | 1,416     | 1,541     | 1,661     | <b>6,694</b> |
| Fiscal Year 17-18 | 1,823     | 1,416     | 1,700     | 1,755     | <b>6,694</b> |

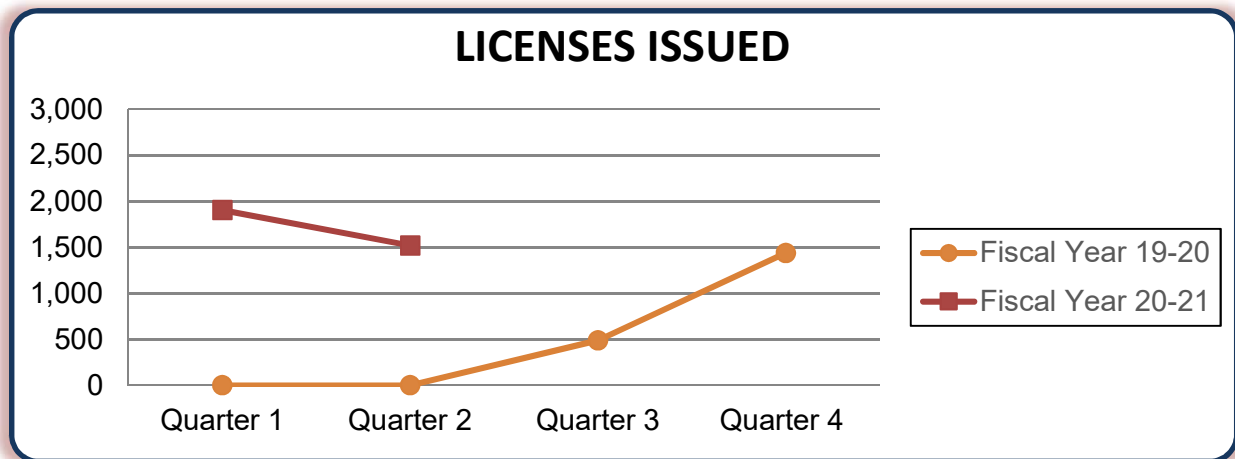
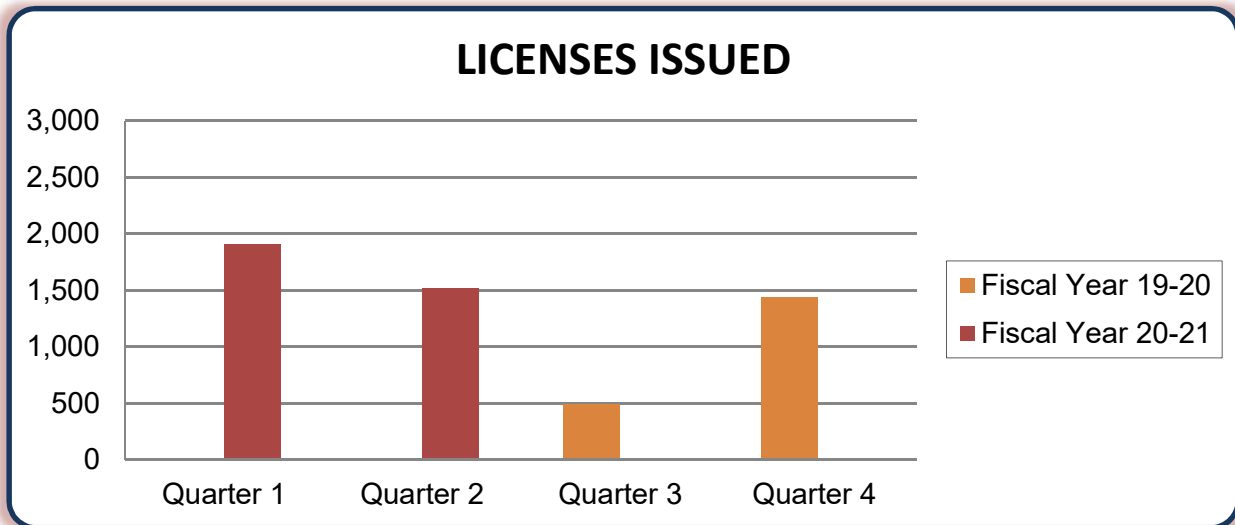


\*Data provided pertains to Physician's and Surgeon's licenses only and does not include data pertaining to Postgraduate Training Licenses.



**Postgraduate Training Licenses Issued\*  
Fiscal Year History**

| Fiscal Year       | Quarter 1 | Quarter 2 | Quarter 3 | Quarter 4 | TOTAL        |
|-------------------|-----------|-----------|-----------|-----------|--------------|
| Fiscal Year 20-21 | 1,903     | 1,519     |           |           | <b>3,422</b> |
| Fiscal Year 19-20 | 0         | 0         | 487       | 1,438     | <b>1,925</b> |

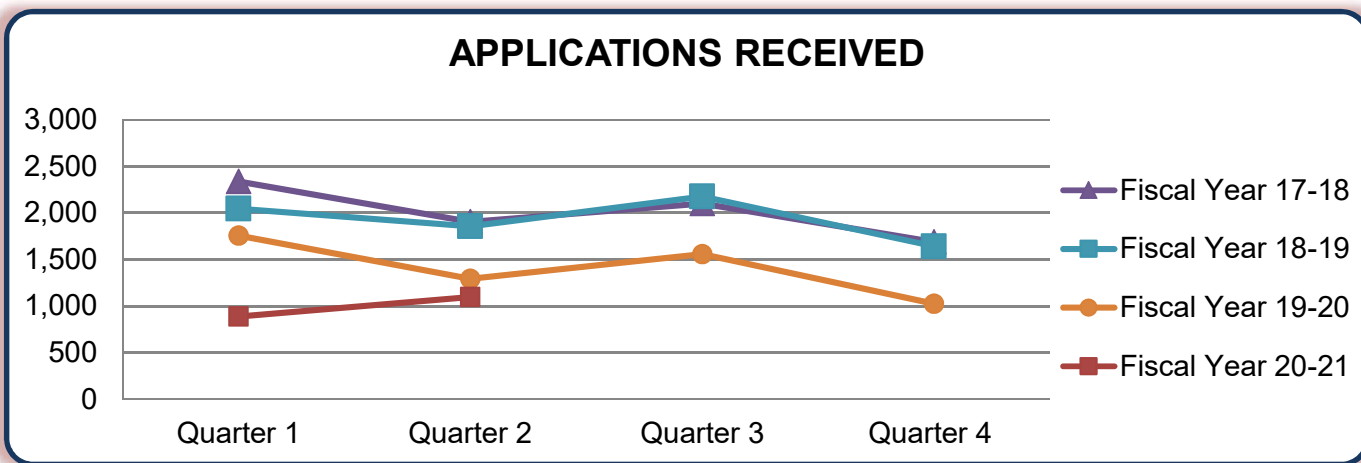
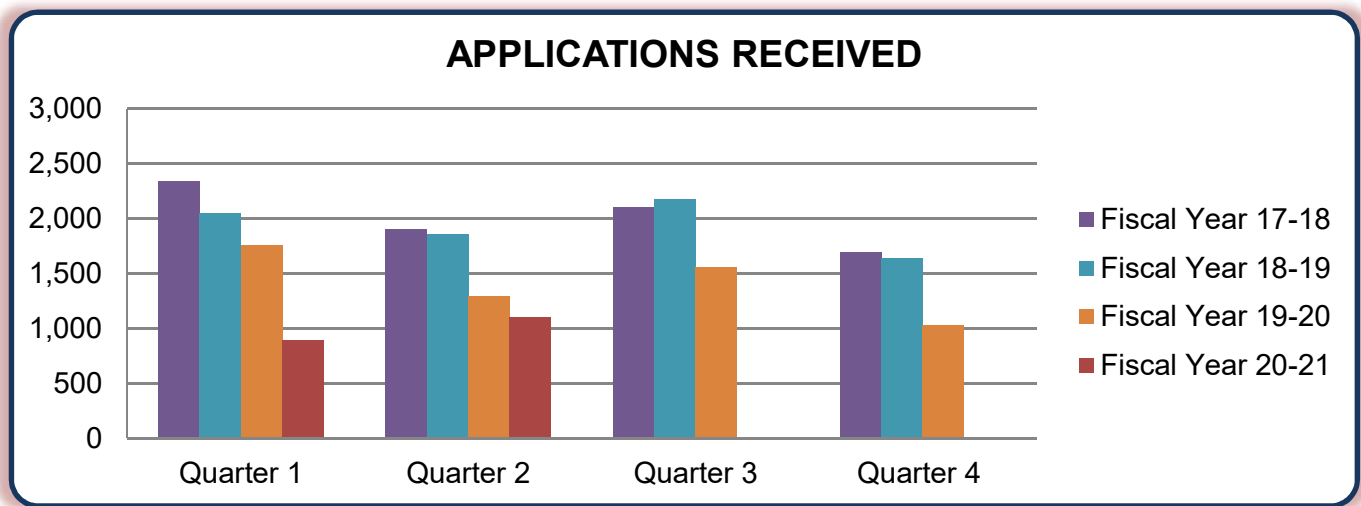


\*Data provided pertains to Postgraduate Training Licenses only and does not include data pertaining to Physician's and Surgeon's Licenses.

**Physician's and Surgeon's Applications Received\*  
Four Fiscal Year History**

| Fiscal Year       | Quarter 1 | Quarter 2 | Quarter 3 | Quarter 4 | TOTAL        |
|-------------------|-----------|-----------|-----------|-----------|--------------|
| Fiscal Year 20-21 | 886       | 1,095     |           |           | <b>1,981</b> |
| Fiscal Year 19-20 | 1,756     | 1,293     | 1,556     | 1,024     | <b>5,629</b> |
| Fiscal Year 18-19 | 2,047     | 1,857     | 2,176     | 1,640     | <b>7,720</b> |
| Fiscal Year 17-18 | 2,338     | 1,904     | 2,101     | 1,688     | <b>8,031</b> |

Applications Received data for the current quarter does not include applications received with monies that have not been deposited as this process may take several weeks.

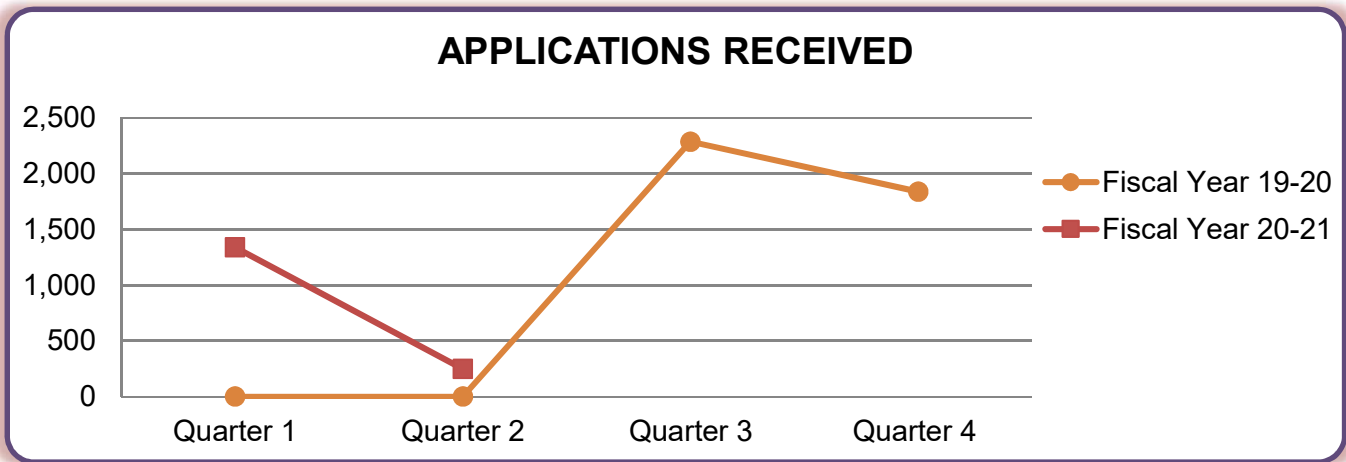
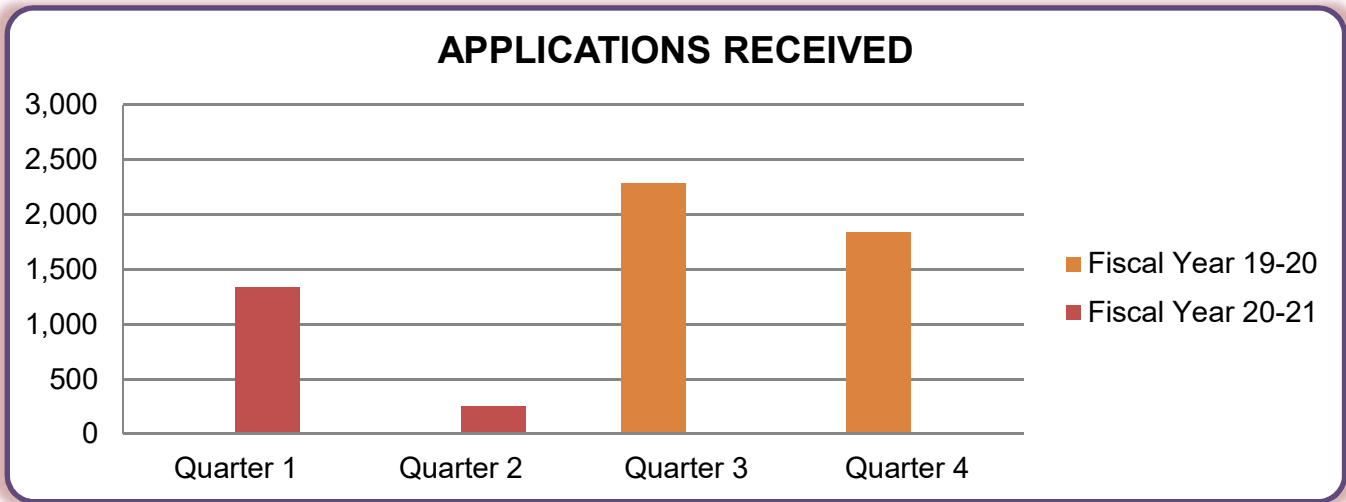


\*Data provided pertains to Physician's and Surgeon's licenses only and does not include data pertaining to Postgraduate Training Licenses.

**Postgraduate Training License Applications Received\*  
Fiscal Year History**

| Fiscal Year       | Quarter 1 | Quarter 2 | Quarter 3 | Quarter 4 | TOTAL        |
|-------------------|-----------|-----------|-----------|-----------|--------------|
| Fiscal Year 20-21 | 1,337     | 248       |           |           | <b>1,585</b> |
| Fiscal Year 19-20 | N/A       | N/A       | 2,285     | 1,837     | <b>4,122</b> |

\*Applications Received data for the current quarter does not include applications received with monies that have not been deposited as this process may take several weeks.



\*Data provided pertains to Postgraduate Training Licenses only and does not include data pertaining to Physician's and Surgeon's applications.