

MEDICAL BOARD STAFF REPORT

DATE REPORT ISSUED: April 15, 2021
ATTENTION: Members, Medical Board of California
SUBJECT: Licensing Program Summary
STAFF CONTACT: Marina O'Connor, Chief of Licensing

REQUESTED ACTION:

This report is intended to provide the Members with an update on the Licensing Program at the Medical Board of California (Board).

PROGRAM UPDATE:

Due to the continued low volume of Postgraduate Training License (PTL) applications received in 2021, the processing time from application receipt to the initial review is under 30 days for both PTL applications and Physician's and Surgeon's License applications. However, as the Board nears the peak season for new applications, management will continue to monitor processing times to ensure they do not exceed 45 days.

With the assistance of the Department of Consumer Affairs' Organization Improvement Office, the Licensing Program is currently mapping its current business processes and will eventually map its "could-be" processes to improve its organizational effectiveness. The maps will allow the Program to identify efficiencies, reduce its reliance on paper-based processes, and improve the quality and efficiency of the Program.

The Licensing Program received 4,214 emails and responded to 4157 via the Licensing Webmaster last quarter regarding topics such as application status checks, DCA waiver criteria, license renewal, and pocket certificates.

UNITED STATES MEDICAL LICENSING EXAMINATION (USMLE) UPDATE

On January 26, 2021, the Federation of State Medical Boards (FSMB) and the National Board of Medical Examiners (NBME), co-sponsors of the USMLE, announced the discontinuation of work to relaunch a modified Step 2 Clinical Skills (CS) examination. USMLE Step 2 CS was initially suspended in May 2020 due to the COVID-19 pandemic, but based on the FSMB's and NBME's current progress with modifying the exam and the rapidly evolving medical education, practice and technology landscapes, they decided to permanently discontinue Step 2 CS. As a result, the Board no longer requires this step to obtain a California Physician's and Surgeon's license.

Beginning July 1, 2021, the USMLE will implement a new policy limiting examinees to four attempts per Step exam, which is a decrease from the six attempts allowed currently. This change is designed to protect the integrity of the exam and more closely align with attempt limits set by the majority of state medical boards. Currently, Business

and Professions Code section 2177(c)(1) requires a passing score on USMLE Step 3 within four attempts in order to be eligible for a Physician's and Surgeon's license.

COVID-19 WAIVER UPDATE

Pursuant to the Governor's [Executive Order N-39-20](#) issued March 30, 2020, during the COVID-19 State of Emergency, the DCA director may waive any statutory or regulatory requirements with respect to a professional license issued pursuant to Division 2 (Healing Arts boards) of the Business and Professions Code. In addition, pursuant to [Executive Order N-40-20](#), the DCA director may waive any statutory or regulatory requirements with respect to continuing education for licenses issued pursuant to Division 3 of the Business and Professions Code.

Since the last Board meeting, the director has issued additional waivers that extend deadlines for P&S and PTL applicants and licensees.

DCA Waiver DCA-21-128 Order Extending Postgraduate Training License Deadline

[DCA Waiver DCA-21-128](#) extends the deadline to June 30, 2021, for all individuals who were initially enrolled in an approved postgraduate training program in California between June 1, 2020, and July 31, 2020, and who are required to obtain a postgraduate training license from the Medical Board of California within 180 days of their enrollment to practice medicine pursuant to Business and Professions Code section 2064.5, subdivisions (a) and (e).

This temporary waiver does not relieve such individual from complying with any and all other requirements necessary to be considered for a postgraduate training license, including completing and submitting the required application forms and supporting documents to the governing licensing agency.

This temporary waiver does not extend the time an individual is permitted to practice medicine in an approved postgraduate training program without a physician and surgeon's license beyond the 39-month licensing exemption period authorized under Business and Professions Code sections 2064.5, subdivision (b) and 2065, subdivision (d).

DCA Waiver DCA-21-129 Order Extending Postgraduate Training License Deadline

[DCA Waiver DCA-21-129](#) extends the deadline to June 30, 2021, for all individuals who were enrolled in an approved postgraduate training program in California on January 1, 2020, and who were required to obtain a PTL by June 30, 2020, to practice medicine pursuant to [Business and Professions Code \(BPC\) section 2064.5, subdivisions \(e\) and \(f\)](#).

This temporary waiver does not relieve such individual from complying with any and all other requirements necessary to be considered for a postgraduate training license,

including completing and submitting the required application forms and supporting documents to the governing licensing agency.

This temporary waiver does not extend the time an individual is permitted to practice medicine in an approved postgraduate training program without a physician's and surgeon's license beyond the 39-month licensing exemption period authorized under Business and Professions Code sections 2064.5, subdivision (b) and 2065, subdivision (d).

DCA Waiver DCA-21-134 Order Extending Temporary Waiver of Continuing Medical Education (CME) Requirements

[DCA Waiver DCA-21-134](#) extends the deferral of the CME requirement for physicians and surgeons and licensed midwives with a license that expires between March 31, 2020 and May 31, 2021 for a six-month period.

Licensees eligible under this waiver must complete their CME no later than September 30, 2021. This temporary waiver does not apply to any CME, training, or examination required pursuant to a disciplinary order against a license. In order to receive the CME waiver at the time of renewal, licensees must submit a complete renewal application and pay the required fees. There are no additional steps.

DIRECT ONLINE CERTIFICATION SUBMISSION (DOCS) PORTAL

The Program has registered 617 users across 118 registered medical schools and 1,277 postgraduate training programs for the DOCS portal. These registered users have uploaded over 10,566 documents to DOCS. DOCS has been a vital instrument to the Board in its transition to a paperless process and allowing a quicker and more convenient option to submit documents to the Board during the pandemic. Currently, the Board is evaluating how DOCS may be enhanced and more efficiently utilized by both the Board and external sources.

CONSUMER INFORMATION UNIT

In Quarter 3 of FY 2020-2021, the Consumer Information Unit (CIU) received 17,415 calls, with an average wait time of 15:23 minutes. Two (2) of the topics most responded to in CIU during this quarter were complaint questions and physician and surgeon application questions, including a high volume of calls received regarding renewal questions. In addition, CIU received a high frequency of calls regarding application status checks and questions relating to a licensee's pocket card. As a result of a vacancy in CIU, Board staff from various units continue to assist CIU when call volumes are high to help minimize wait times, which are slowly decreasing with the assistance of Board staff and two (2) recently hired CIU staff.

WORKLOAD REPORT
as of March 31, 2021

CONSUMER INFORMATION UNIT Fiscal Year 20-21	2020- 2021	Quarter 1	Quarter 2	Quarter 3	Quarter 4
Total Calls Answered	43,406	16,094	12,942	14,370	
*Calls Requesting Call Back	13,338	5,480	3,962	3,896	
Calls Abandoned	11,459	4,563	3,537	3,359	

CONSUMER INFORMATION UNIT Fiscal Year 19-20	2019- 2020	Quarter 1	Quarter 2	Quarter 3	Quarter 4
Total Calls Answered	62,131	16,208	14,276	16,232	15,415
*Calls Requesting Call Back	12,095	3,400	1,842	2,856	3,997
Calls Abandoned	11,865	3,501	2,199	2,850	3,315

*Calls Requesting Call Back is a subset of Total Calls Answered

PHYSICIAN & SURGEON DATA Fiscal Year 20-21	2020- 2021	Quarter 1	Quarter 2	Quarter 3	Quarter 4
*Applications Received	3,507	886	1,105	1,516	
Initial Reviews Completed	3,640	865	1,145	1,630	
Licenses Issued	3,070	1,229	849	992	
Renewals Issued	51,442	17,121	17,098	17,223	

PHYSICIAN & SURGEON DATA Fiscal Year 19-20	2019- 2020	Quarter 1	Quarter 2	Quarter 3	Quarter 4
*Applications Received	5,629	1,756	1,293	1,556	1,024
Initial Reviews Completed	5,524	1,813	1,355	1,472	884
Licenses Issued	6,072	2,491	1,790	968	823
Renewals Issued	71,024	17,632	15,906	20,762	16,724

POSTGRADUATE TRAINING LICENSE DATA Fiscal Year 20-21	2020- 2021	Quarter 1	Quarter 2	Quarter 3	Quarter 4
*Applications Received	1,699	1,337	246	116	
Initial Reviews Completed	2,608	1,634	905	69	
Licenses Issued	3,716	1,902	1,519	295	

POSTGRADUATE TRAINING LICENSE DATA Fiscal Year 19-20	2019- 2020	Quarter 1	Quarter 2	Quarter 3	Quarter 4
*Applications Received	4,122	N/A	N/A	2,285	1,837
Initial Reviews Completed	3,126	N/A	N/A	1,224	1,902
Licenses Issued	1,925	N/A	N/A	487	1,438

WORKLOAD REPORT
as of March 31, 2021

CATEGORIES OF APPLICATIONS REFERRED TO SENIOR REVIEW 2* Fiscal Year 20-21	2020- 2021	Quarter 1	Quarter 2	Quarter 3	Quarter 4
Alcohol/Drugs	10	6	3	1	
PG/Medical Knowledge	43	15	16	12	
Convictions	23	9	9	5	
Other	52	25	17	10	

CATEGORIES OF APPLICATIONS REFERRED TO SENIOR REVIEW 2* Fiscal Year 20-21	2019- 2020	Quarter 1	Quarter 2	Quarter 3	Quarter 4
Alcohol/Drugs	21	5	6	4	6
PG/Medical Knowledge	99	24	40	17	18
Convictions	16	3	5	3	5
Other	77	13	27	21	16

*One application may be counted in more than one category.

LICENSED MIDWIVES Fiscal Year 20-21	2020- 2021	Quarter 1	Quarter 2	Quarter 3	Quarter 4
Applications Received	30	14	7	9	
Licenses Issued	21	5	8	8	
Licenses Renewed	169	60	39	70	

LICENSED MIDWIVES Fiscal Year 19-20	2019- 2020	Quarter 1	Quarter 2	Quarter 3	Quarter 4
Applications Received	32	9	12	8	3
Licenses Issued	35	11	9	11	4
Licenses Renewed	201	38	64	46	53

FICTITIOUS NAME PERMIT Fiscal Year 20-21	2020- 2021	Quarter 1	Quarter 2	Quarter 3	Quarter 4
P&S - FNP Received	1167	402	395	370	
P&S - FNP Issued	1,028	304	335	389	
P&S - FNP Renewed	3,931	1,359	1,140	1,432	
Podiatric FNP Received	29	14	7	8	
Podiatric FNP Issued	23	11	6	6	
Podiatric FNP Renewed	104	39	33	32	

FICTITIOUS NAME PERMIT Fiscal Year 19-20	2019- 2020	Quarter 1	Quarter 2	Quarter 3	Quarter 4
P&S - FNP Received	1398	359	388	323	328
P&S - FNP Issued	1,255	265	306	408	276
P&S - FNP Renewed	5,409	1,245	1,278	1,513	1,373
Podiatric FNP Received	38	10	12	7	9
Podiatric FNP Issued	31	3	9	12	7
Podiatric FNP Renewed	135	25	36	44	30

WORKLOAD REPORT
as of March 31, 2021

POLYSOMNOGRAPHY Fiscal Year 20-21	2020- 2021	Quarter 1	Quarter 2	Quarter 3	Quarter 4
Trainee Applications Received	1	0	0	1	
Trainee Registrations Issued	1	0	0	1	
Trainee Registrations Renewed	15	3	4	8	
Technician Applications Received	12	5	7	0	
Technician Registrations Issued	10	4	1	5	
Technician Registrations Renewed	41	10	22	9	
Technologist Applications Received	18	9	3	6	
Technologist Registrations Issued	15	6	4	5	

POLYSOMNOGRAPHY Fiscal Year 19-20	2019- 2020	Quarter 1	Quarter 2	Quarter 3	Quarter 4
Trainee Applications Received	14	7	4	3	0
Trainee Registrations Issued	14	7	2	4	1
Trainee Registrations Renewed	14	5	4	4	1
Technician Applications Received	35	11	5	14	5
Technician Registrations Issued	30	7	6	10	7
Technician Registrations Renewed	37	12	13	7	5
Technologist Applications Received	39	10	11	14	4
Technologist Registrations Issued	35	10	8	13	4

RESEARCH PSYCHOANALYST Fiscal Year 20-21	2020- 2021	Quarter 1	Quarter 2	Quarter 3	Quarter 4
RP Applications Received	4	2	0	2	
RP Licenses Issued	2	0	2	0	
RP Licenses Renewed	15	6	6	3	

RESEARCH PSYCHOANALYST Fiscal Year 19-20	2019- 2020	Quarter 1	Quarter 2	Quarter 3	Quarter 4
RP Applications Received	5	2	1	2	0
RP Licenses Issued	4	1	1	1	1
RP Licenses Renewed	69	1	2	60	6

WORKLOAD REPORT
as of March 31, 2021

SPECIAL PROGRAMS Fiscal Year 20-21	2020-2021	Quarter 1	Quarter2	Quarter 3	Quarter 4
2111 Applications Received	8	8	0	0	
2111 Applications Reviewed	8	3	5	0	
2111 Permits Issued	10	3	6	1	
2111 Permits Renewed	37	10	8	19	
2112 Applications Received	0	0	0	0	
2112 Applications Reviewed	0	0	0	0	
2112 Permits Issued	1	1	0	0	
2112 Permits Renewed	0	0	0	0	
2113 Applications Received	10	3	3	4	
2113 Applications Reviewed	10	4	2	4	
2113 Permits Issued	11	5	3	3	
2113 Permits Renewed	40	7	15	18	
2168 Applications Received	1	1	0	0	
2168 Applications Reviewed	1	1	0	0	
2168 Permits Issued	4	3	0	1	
2168 Permits Renewed	11	6	4	1	

SPECIAL PROGRAMS Fiscal Year 19-20	2019-2020	Quarter 1	Quarter2	Quarter 3	Quarter 4
2111 Applications Received	19	14	0	2	3
2111 Applications Reviewed	20	12	3	2	3
2111 Permits Issued	19	11	5	2	1
2111 Permits Renewed	49	10	11	17	11
2112 Applications Received	2	0	1	0	1
2112 Applications Reviewed	2	0	0	1	1
2112 Permits Issued	0	0	0	0	0
2112 Permits Renewed	0	0	0	0	0
2113 Applications Received	34	9	8	7	10
2113 Applications Reviewed	34	10	4	11	9
2113 Permits Issued	32	13	5	9	5
2113 Permits Renewed	44	7	11	12	14
2168 Applications Received	4	0	1	2	1
2168 Applications Reviewed	5	1	1	1	2
2168 Permits Issued	3	1	1	0	1
2168 Permits Renewed	7	3	1	1	2

2111 - Visiting Fellow (doesn't satisfy postgraduate training required for licensure)

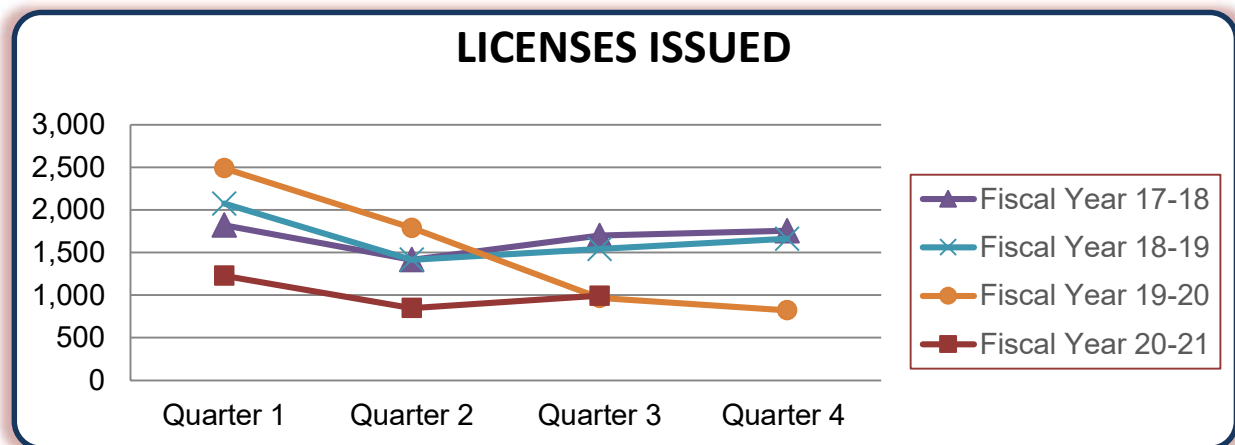
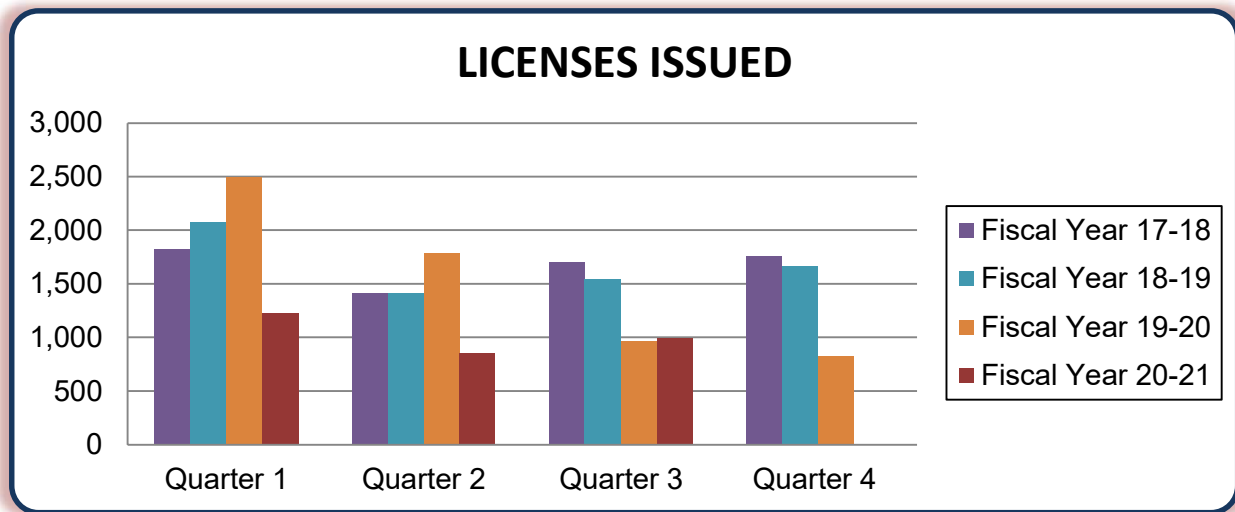
2112 - Hospital Fellowship Program Non-Citizen (doesn't satisfy postgraduate training required for licensure)

2113 - Medical School Faculty Member (may satisfy postgraduate training required for licensure)

2168 - Special Faculty Permit (academically eminent; unrestricted practice within sponsoring medical school - not eligible for licensure)

**Physician's and Surgeon's Licenses Issued*
Four Fiscal Year History**

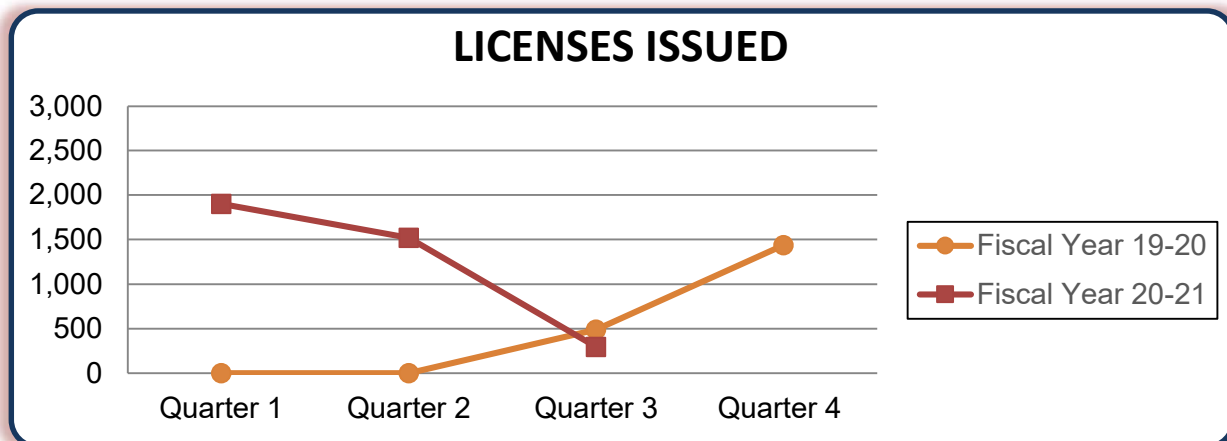
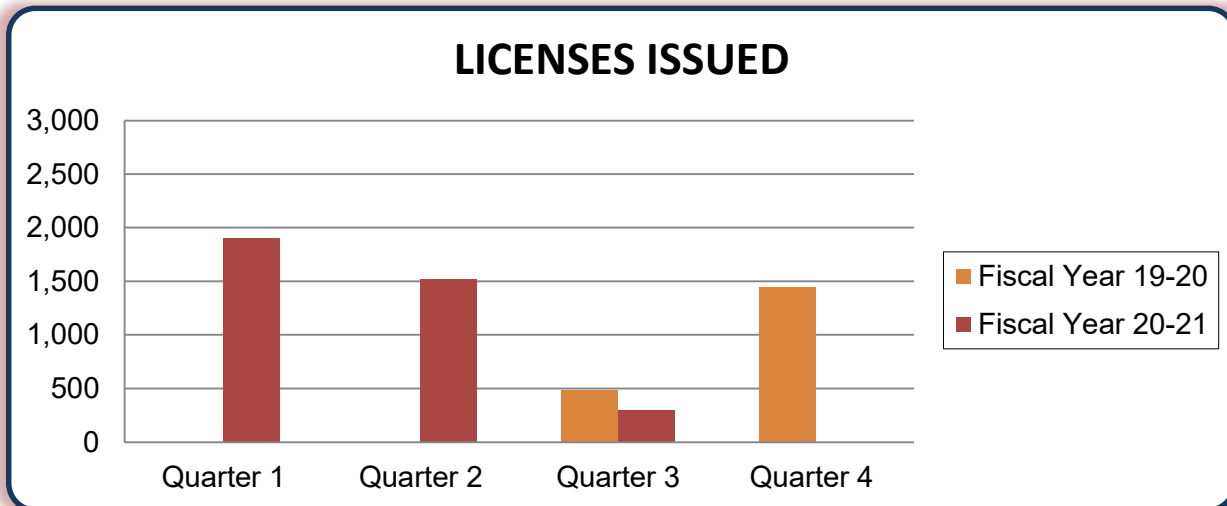
Fiscal Year	Quarter 1	Quarter 2	Quarter 3	Quarter 4	TOTAL
Fiscal Year 20-21	1,229	849	992		3,070
Fiscal Year 19-20	2,491	1,790	968	823	6,072
Fiscal Year 18-19	2,076	1,416	1,541	1,661	6,694
Fiscal Year 17-18	1,823	1,416	1,700	1,755	6,694



*Data provided pertains to Physician's and Surgeon's licenses only and does not include data pertaining to Postgraduate Training Licenses.

Postgraduate Training Licenses Issued* Fiscal Year History

Fiscal Year	Quarter 1	Quarter 2	Quarter 3	Quarter 4	TOTAL
Fiscal Year 20-21	1,902	1,519	295		3,716
Fiscal Year 19-20	0	0	487	1,438	1,925



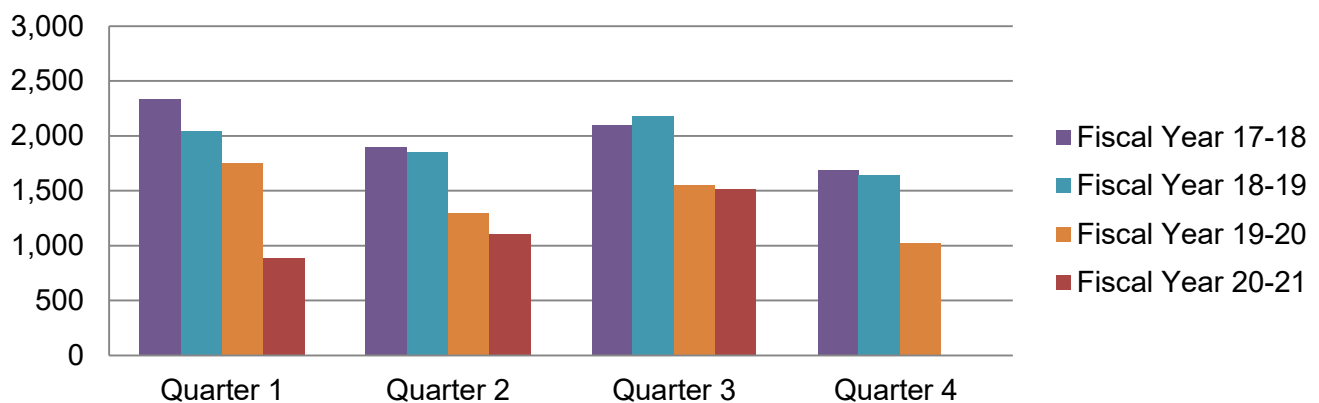
*Data provided pertains to Postgraduate Training Licenses only and does not include data pertaining to Physician's and Surgeon's Licenses.

Physician's and Surgeon's Applications Received* Four Fiscal Year History

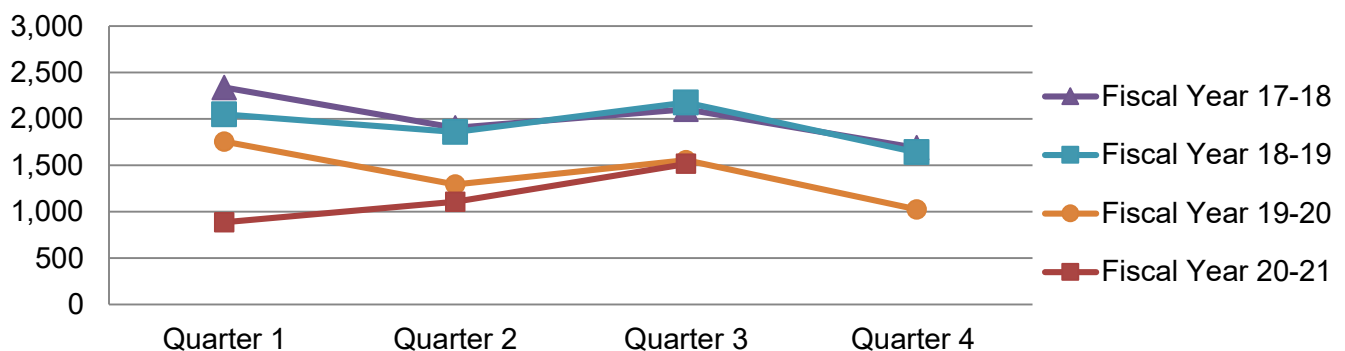
Fiscal Year	Quarter 1	Quarter 2	Quarter 3	Quarter 4	TOTAL
Fiscal Year 20-21	886	1,105	1,516		3,507
Fiscal Year 19-20	1,756	1,293	1,556	1,024	5,629
Fiscal Year 18-19	2,047	1,857	2,176	1,640	7,720
Fiscal Year 17-18	2,338	1,904	2,101	1,688	8,031

Applications Received data for the current quarter does not include applications received with monies that have not been deposited as this process may take several weeks.

APPLICATIONS RECEIVED



APPLICATIONS RECEIVED



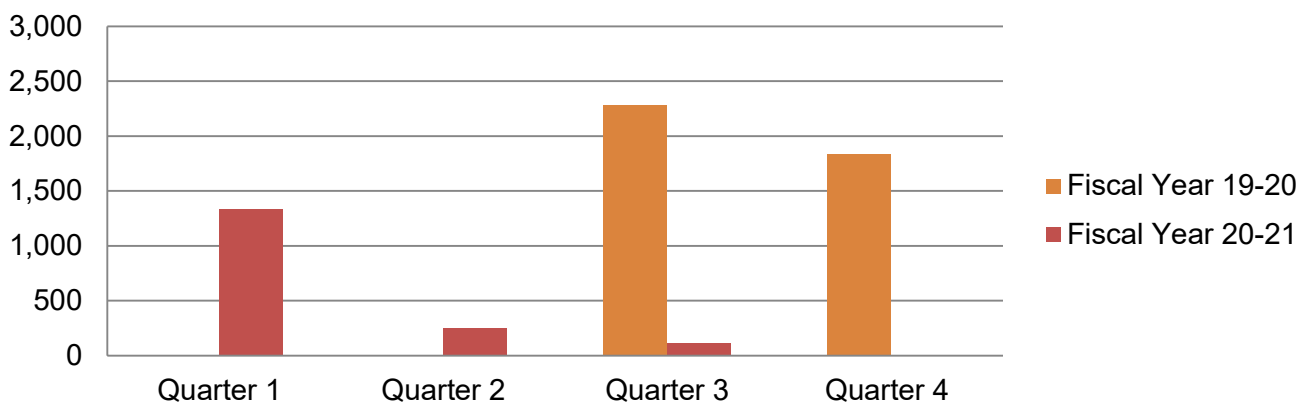
*Data provided pertains to Physician's and Surgeon's licenses only and does not include data pertaining to Postgraduate Training Licenses.

Postgraduate Training License Applications Received* Fiscal Year History

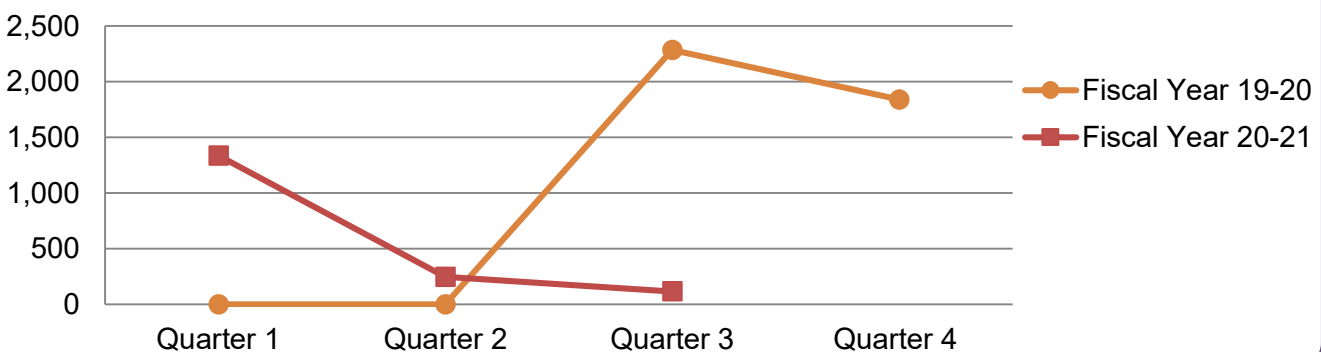
Fiscal Year	Quarter 1	Quarter 2	Quarter 3	Quarter 4	TOTAL
Fiscal Year 20-21	1,337	246	116		1,699
Fiscal Year 19-20	N/A	N/A	2,285	1,837	4,122

*Applications Received data for the current quarter does not include applications received with monies that have not been deposited as this process may take several weeks.

APPLICATIONS RECEIVED



APPLICATIONS RECEIVED



*Data provided pertains to Postgraduate Training Licenses only and does not include data pertaining to Physician's and Surgeon's applications.