

MEDICAL BOARD STAFF REPORT

DATE REPORT ISSUED: January 13, 2022
ATTENTION: Members, Medical Board of California
SUBJECT: Licensing Program Summary
STAFF CONTACT: Marina O'Connor, Chief of Licensing

REQUESTED ACTION

This report is intended to provide the Members with an update on the Licensing Program at the Medical Board of California (Board).

PROGRAM UPDATE

The Licensing staff continues to keep the processing time for an initial license application review under thirty days for a Postgraduate Training License (PTL) and a Physician's and Surgeon's (P&S) License.

The Licensing Program has made significant progress in moving towards a paperless application process. PTL and P&S License applications can be submitted by the applicant entirely through the BreEZe online system. Medical schools and postgraduate training programs can submit all required documents electronically through the DOCS portal.

The Board continues to update its website and online applications to clearly communicate electronic submission options, including the rollout of a new webpage summarizing which third party services are accepted by the Board for electronic document submission.

SENATE BILL (SB) 806

Effective January 1, 2022, SB 806 made significant changes to the physician and surgeon licensure and renewal requirements and increased most licensing and renewal fees. Specifically, SB 806 changed the postgraduate training requirements for P&S licenses to 12 (U.S. or Canadian medical school graduates) or 24 (international medical school graduates) months compared to the previous 36 months required for licensure. SB 806 also requires P&S licensees to submit verification of credit for 36 months of board-approved postgraduate training, including 24-continuous months in the same program, as a requirement of the initial license renewal.

The Licensing Program updated the license application forms to reflect the changes implemented by SB 806 and other changes to help streamline the application process.

MEXICO PILOT PROGRAM (MPP)

The Board has issued six MPP physician licenses, as requested by the licensees that qualify for licensure. There are currently 19 applicants that qualify for licensure but

have requested the Board to delay the issuance of their license until they are ready to apply for their visas. There is only one remaining deficient application.

WEBMASTER

The Licensing Program received 3,386 emails and responded to 3,315 via the Licensing Webmaster in quarter 2 of the current fiscal year regarding topics such as application status checks, SB 806 license requirement changes, license renewal, and pocket cards.

COVID-19 WAIVER UPDATE

Pursuant to the Governor's [Executive Order N-39-20](#) issued March 30, 2020, during the COVID-19 State of Emergency, the DCA director may waive any statutory or regulatory requirements with respect to a professional license issued pursuant to Division 2 (Healing Arts boards) of the Business and Professions Code. In addition, pursuant to [Executive Order N-40-20](#), the DCA director may waive any statutory or regulatory requirements with respect to continuing education for licenses issued pursuant to Division 3 of the Business and Professions Code.

Since the last Board meeting, the director has extended the waiver below for licensees.

DCA Waiver DCA-22-212 Order Extending DCA-20-02, 20-57, 20-91, 21-165, 21-187, and 21-200, Order Waiving License Reactivation or Restoration Requirements

DCA Waiver DCA-22-212 waives any statutory or regulatory requirement that an individual seeking to reactivate or restore a license demonstrate compliance with, any continuing education requirements and pay any fees (including renewal, delinquency, penalty, or late fees, or any other statutory or regulatory fees) to reactivate or restore a retired, inactive, or canceled license.

These waivers apply only to an individual's license that is in a retired, inactive, or canceled status, and has been in such status no longer than five years. A license reactivated or restored pursuant to these waivers is valid until April 1, 2022, or when the State of Emergency ceases to exist, whichever is sooner.

CONSUMER INFORMATION UNIT

In quarter two of FY 2021-2022, the Consumer Information Unit (CIU) received 16,242 calls, with an average wait time of 14:54 minutes. Three of the topics most responded to in CIU during this quarter were complaint questions, physician and surgeon application questions, and renewal questions. Additional training has been provided to licensing staff to assist CIU when call volumes were high to help minimize wait times.

OUTREACH

Due to the changes to licensing and renewal requirements under SB 806 effective January 1, 2022, the Licensing Program has increased its communications to applicants, medical schools and postgraduate training programs by providing them

letters and information about how SB 806 may impact applicants and residents. The Chief of Licensing provided information on the SB 806 licensing requirement changes at the California Primary Care Association Residency Peer Network meeting on December 14, 2022. On January 6, 2022, the Chief of Licensing and the Licensing Outreach Coordinator held a two-hour live webinar with applicants and medical school and residency training program representatives to provide an overview of the licensure requirement changes resulting from SB 806 and answer any questions. Over 300 individuals participated in the webinar, which was recorded and is available on the Board's website. There will be a question-and-answer document from the webinar that will be posted to the Board's website. The Chief of Licensing will be conducting another live webinar to expand on the information provided based on the questions received in the first webinar.

On December 8, 2022, the Chief of Licensing also provided an overview of the licensure process and requirements to a subcommittee of the California State Bar's Blue Ribbon Commission that is exploring non-examination alternatives.

WORKLOAD REPORT
as of December 31, 2021

CONSUMER INFORMATION UNIT Fiscal Year 21-22	2021-2022	Quarter 1	Quarter 2	Quarter 3	Quarter 4
Total Calls Answered	28,153	14,297	13,856		
*Calls Requesting Call Back	7,686	4,450	3,236		
Calls Abandoned	6,942	4,138	2,804		

CONSUMER INFORMATION UNIT Fiscal Year 20-21	2020-2021	Quarter 1	Quarter 2	Quarter 3	Quarter 4
Total Calls Answered	59,030	16,094	12,942	14,370	15,624
*Calls Requesting Call Back	16,098	5,480	3,962	3,896	2,760
Calls Abandoned	14,101	4,563	3,537	3,359	2,642
*Calls Requesting Call Back is a subset of Total Calls Answered					

PHYSICIAN & SURGEON DATA Fiscal Year 21-22	2021-2022	Quarter 1	Quarter 2	Quarter 3	Quarter 4
P&S Initial License Apps Received	1,949	853	1,096		
P&S Transition Apps Received	171	83	88		
*Total P&S Applications Received	2,120	936	1,184		
Initial Reviews Completed	2,146	1,027	1,119		
Licenses Issued	2,666	1,816	850		
Renewals Issued	36,361	18,166	18,195		

PHYSICIAN & SURGEON DATA Fiscal Year 20-21	2020-2021	Quarter 1	Quarter 2	Quarter 3	Quarter 4
P&S Initial License Apps Received	4,409	886	1,098	1,456	969
P&S Transition Apps Received	290	0	7	74	209
*Total P&S Applications Received	4,699	886	1,105	1,530	1,178
Initial Reviews Completed	4,938	866	1,145	1,631	1,296
Licenses Issued	4,341	1,227	848	992	1,274
Renewals Issued	70,802	17,121	17,098	17,223	19,360

POSTGRADUATE TRAINING LICENSE DATA Fiscal Year 21-22	2021-2022	Quarter 1	Quarter 2	Quarter 3	Quarter 4
*Applications Received	1,468	1,277	191		
Initial Reviews Completed	2,064	1,736	328		
Licenses Issued	2,803	1,774	1,029		

POSTGRADUATE TRAINING LICENSE DATA Fiscal Year 20-21	2020-2021	Quarter 1	Quarter 2	Quarter 3	Quarter 4
*Applications Received	3,099	1,337	246	122	1,394
Initial Reviews Completed	3,467	1,634	905	68	860
Licenses Issued	3,865	1,902	1,519	295	149

*Applications Received does not include applications received with monies that have not been deposited as this process may take several weeks.

**WORKLOAD REPORT
as of December 31, 2021**

CATEGORIES OF APPLICATIONS REFERRED TO SENIOR REVIEW 2* Fiscal Year 21-22	2021-2022	Quarter 1	Quarter 2	Quarter 3	Quarter 4
Alcohol/Drugs	8	4	4		
PG/Medical Knowledge	35	12	23		
Convictions	11	8	3		
Other	11	5	6		

CATEGORIES OF APPLICATIONS REFERRED TO SENIOR REVIEW 2* Fiscal Year 20-21	2020-2021	Quarter 1	Quarter 2	Quarter 3	Quarter 4
Alcohol/Drugs	10	6	3	1	0
PG/Medical Knowledge	49	15	16	12	6
Convictions	24	9	9	5	1
Other	54	25	17	10	2

*One application may be counted in more than one category.

LICENSED MIDWIVES Fiscal Year 21-22	2021-2022	Quarter 1	Quarter 2	Quarter 3	Quarter 4
Applications Received	12	7	5		
Licenses Issued	15	11	4		
Licenses Renewed	108	42	66		

LICENSED MIDWIVES Fiscal Year 20-21	2020-2021	Quarter 1	Quarter 2	Quarter 3	Quarter 4
Applications Received	44	14	7	10	13
Licenses Issued	36	5	8	8	15
Licenses Renewed	225	60	39	70	56

FICTITIOUS NAME PERMIT Fiscal Year 21-22	2021-2022	Quarter 1	Quarter 2	Quarter 3	Quarter 4
P&S - FNP Received	837	436	401		
P&S - FNP Issued	755	423	332		
P&S - FNP Renewed	2,417	1,300	1,117		
Podiatric FNP Received	14	5	9		
Podiatric FNP Issued	12	6	6		
Podiatric FNP Renewed	46	31	15		

FICTITIOUS NAME PERMIT Fiscal Year 20-21	2020-2021	Quarter 1	Quarter 2	Quarter 3	Quarter 4
P&S - FNP Received	1,583	402	395	371	415
P&S - FNP Issued	1,418	304	335	389	390
P&S - FNP Renewed	5,415	1,359	1,140	1,432	1,484
Podiatric FNP Received	34	14	7	8	5
Podiatric FNP Issued	30	11	6	6	7
Podiatric FNP Renewed	132	39	33	32	28

WORKLOAD REPORT
as of December 31, 2021

POLYSOMNOGRAPHY Fiscal Year 21-22	2021-2022	Quarter 1	Quarter 2	Quarter 3	Quarter 4
Trainee Applications Received	12	5	7		
Trainee Registrations Issued	13	9	4		
Trainee Registrations Renewed	10	7	3		
Technician Applications Received	13	8	5		
Technician Registrations Issued	14	13	1		
Technician Registrations Renewed	28	15	13		
Technologist Applications Received	11	5	6		
Technologist Registrations Issued	7	5	2		
Technologist Registrations Renewed	93	59	34		

POLYSOMNOGRAPHY Fiscal Year 20-21	2020-2021	Quarter 1	Quarter 2	Quarter 3	Quarter 4
Trainee Applications Received	9	0	0	2	7
Trainee Registrations Issued	5	0	0	1	4
Trainee Registrations Renewed	21	3	4	8	6
Technician Applications Received	16	5	8	1	2
Technician Registrations Issued	15	4	1	5	5
Technician Registrations Renewed	62	10	22	9	21
Technologist Applications Received	20	9	2	7	2
Technologist Registrations Issued	20	6	4	5	5
Technologist Registrations Renewed	417	119	130	82	86

RESEARCH PSYCHOANALYST Fiscal Year 21-22	2021-2022	Quarter 1	Quarter 2	Quarter 3	Quarter 4
RP Applications Received	4	1	3		
RP Licenses Issued	6	4	2		
RP Licenses Renewed	36	1	35		

RESEARCH PSYCHOANALYST Fiscal Year 20-21	2020-2021	Quarter 1	Quarter 2	Quarter 3	Quarter 4
RP Applications Received	9	0	2	2	5
RP Licenses Issued	4	0	2	0	2
RP Licenses Renewed	15	6	6	3	0

WORKLOAD REPORT
as of December 31, 2021

SPECIAL PROGRAMS Fiscal Year 21-22	2021-2022	Quarter 1	Quarter2	Quarter 3	Quarter 4
2111 Applications Received	9	3	6		
2111 Applications Reviewed	7	3	4		
2111 Permits Issued	7	3	4		
2111 Permits Renewed	20	4	16		
2112 Applications Received	0	0	0		
2112 Applications Reviewed	0	0	0		
2112 Permits Issued	1	0	1		
2112 Permits Renewed	0	0	0		
2113 Applications Received	9	4	5		
2113 Applications Reviewed	10	4	6		
2113 Permits Issued	11	9	2		
2113 Permits Renewed	17	9	8		
2168 Applications Received	2	0	2		
2168 Applications Reviewed	2	0	2		
2168 Permits Issued	0	0	0		
2168 Permits Renewed	6	3	3		

SPECIAL PROGRAMS Fiscal Year 20-21	2020-2021	Quarter 1	Quarter2	Quarter 3	Quarter 4
2111 Applications Received	13	8	0	1	4
2111 Applications Reviewed	12	3	5	0	4
2111 Permits Issued	13	3	6	1	3
2111 Permits Renewed	52	10	8	19	15
2112 Applications Received	1	0	0	0	1
2112 Applications Reviewed	1	0	0	0	1
2112 Permits Issued	1	1	0	0	0
2112 Permits Renewed	1	0	0	0	1
2113 Applications Received	18	3	3	5	7
2113 Applications Reviewed	17	4	2	4	7
2113 Permits Issued	16	5	3	3	5
2113 Permits Renewed	52	7	15	18	12
2168 Applications Received	1	1	0	0	0
2168 Applications Reviewed	1	1	0	0	0
2168 Permits Issued	4	3	0	1	0
2168 Permits Renewed	13	6	4	1	2

2111 - Visiting Fellow (doesn't satisfy postgraduate training required for licensure)

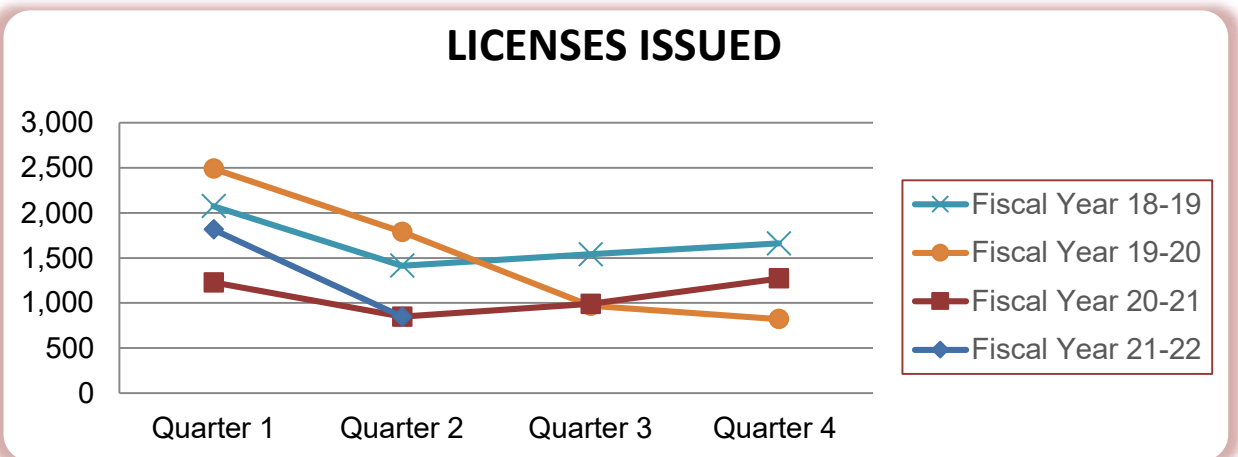
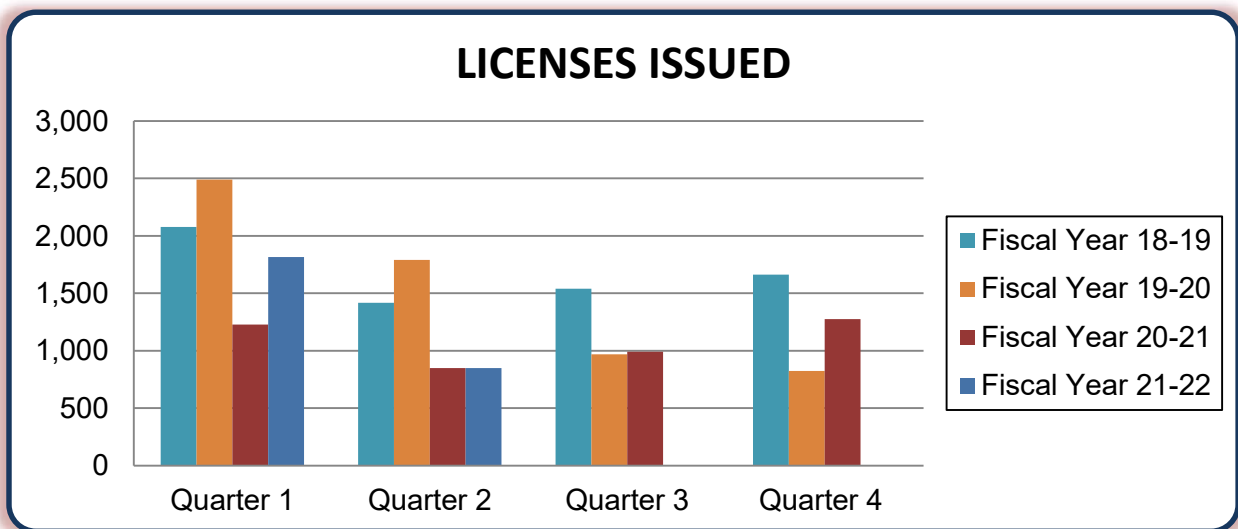
2112 - Hospital Fellowship Program Non-Citizen (doesn't satisfy postgraduate training required for licensure)

2113 - Medical School Faculty Member (may satisfy postgraduate training required for licensure)

2168 - Special Faculty Permit (academically eminent; unrestricted practice within sponsoring medical school - not eligible for licensure)

Physician's and Surgeon's Licenses Issued*
Four Fiscal Year History

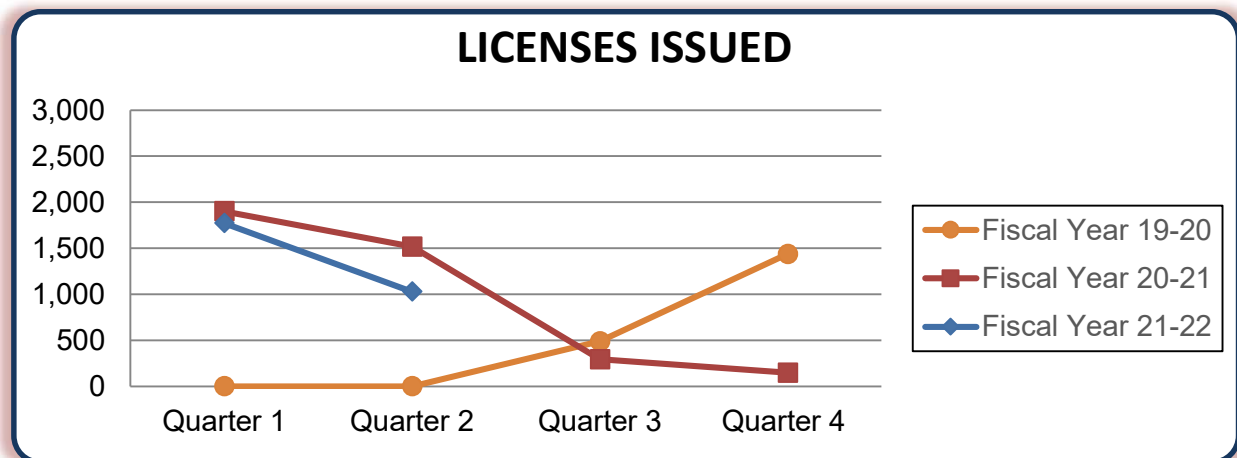
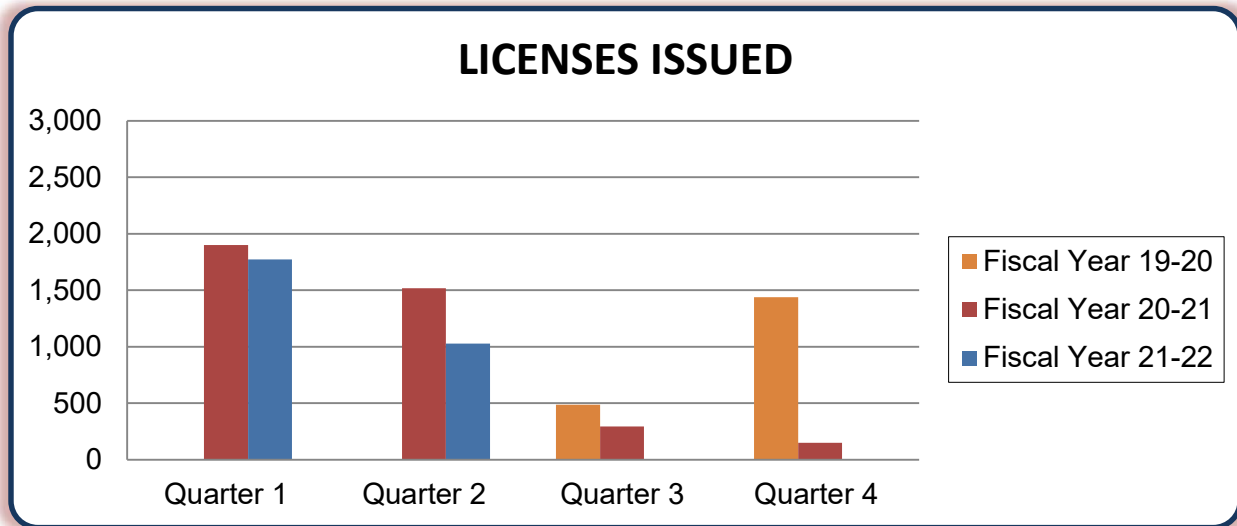
Fiscal Year	Quarter 1	Quarter 2	Quarter 3	Quarter 4	TOTAL
Fiscal Year 21-22	1,816	850			2,666
Fiscal Year 20-21	1,229	849	992	1,274	4,344
Fiscal Year 19-20	2,491	1,790	968	823	6,072
Fiscal Year 18-19	2,076	1,416	1,541	1,661	6,694



*Data provided pertains to Physician's and Surgeon's licenses only and does not include data pertaining to Postgraduate Training Licenses.

Postgraduate Training Licenses Issued* Fiscal Year History

Fiscal Year	Quarter 1	Quarter 2	Quarter 3	Quarter 4	TOTAL
Fiscal Year 21-22	1,774	1,029			2,803
Fiscal Year 20-21	1,902	1,519	295	149	3,865
Fiscal Year 19-20	0	0	487	1,438	1,925



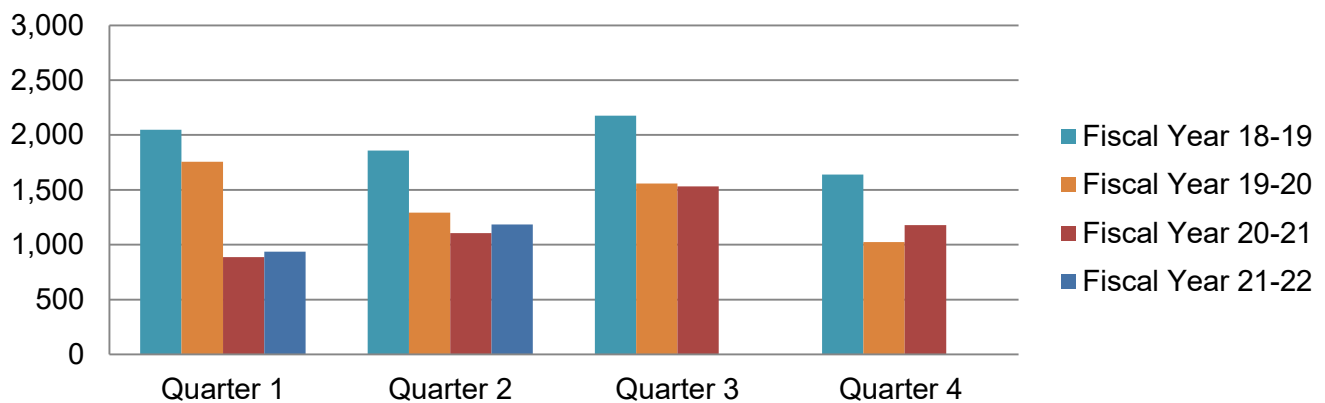
*Data provided pertains to Postgraduate Training Licenses only and does not include data pertaining to Physician's and Surgeon's Licenses.

Physician's and Surgeon's Applications Received*
Four Fiscal Year History

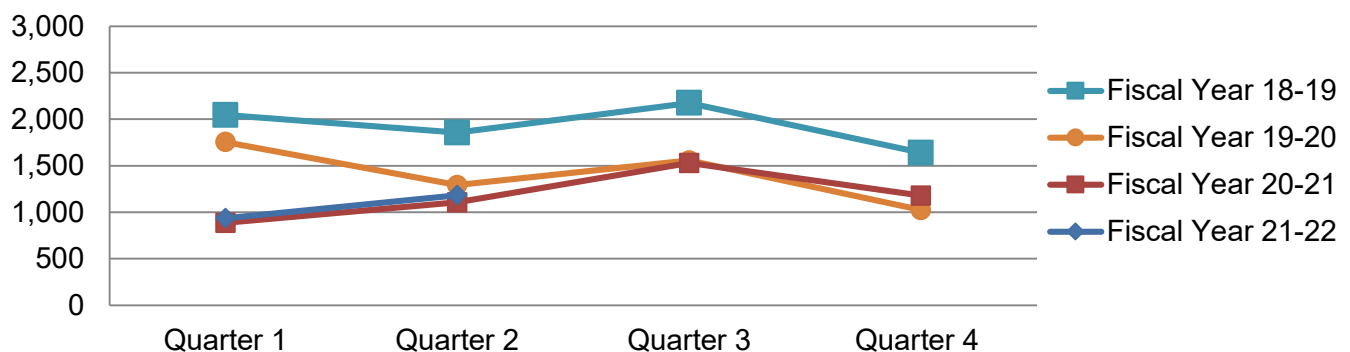
Fiscal Year	Quarter 1	Quarter 2	Quarter 3	Quarter 4	TOTAL
Fiscal Year 21-22	936	1,184			2,120
Fiscal Year 20-21	886	1,105	1,530	1,178	4,699
Fiscal Year 19-20	1,756	1,293	1,556	1,024	5,629
Fiscal Year 18-19	2,047	1,857	2,176	1,640	7,720

Applications Received data for the current quarter does not include applications received with monies that have not been deposited as this process may take several weeks.

APPLICATIONS RECEIVED



APPLICATIONS RECEIVED



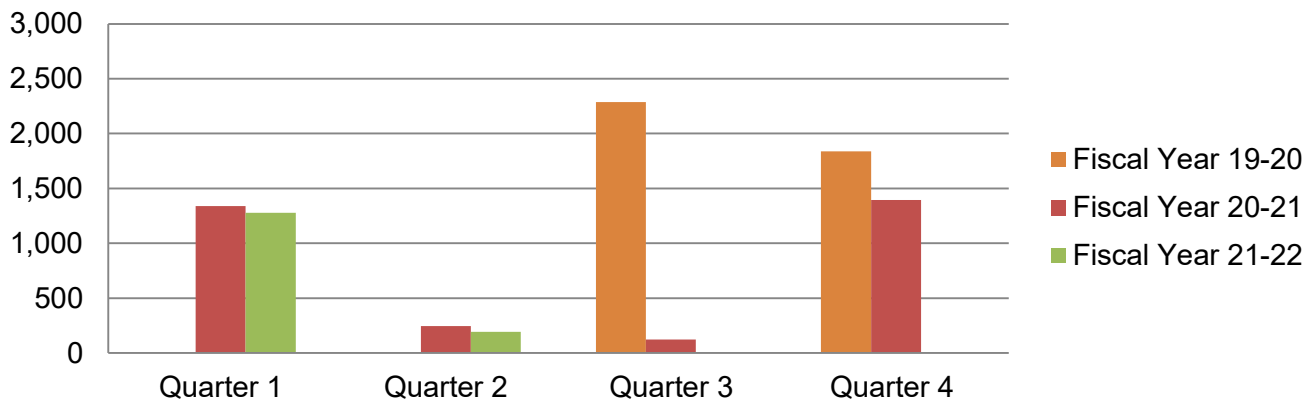
*Data provided pertains to initial Physician's and Surgeon's license applications and Transition from a PTL to a P&S License applications only and does not include data pertaining to Postgraduate Training Licenses.

Postgraduate Training License Applications Received* Fiscal Year History

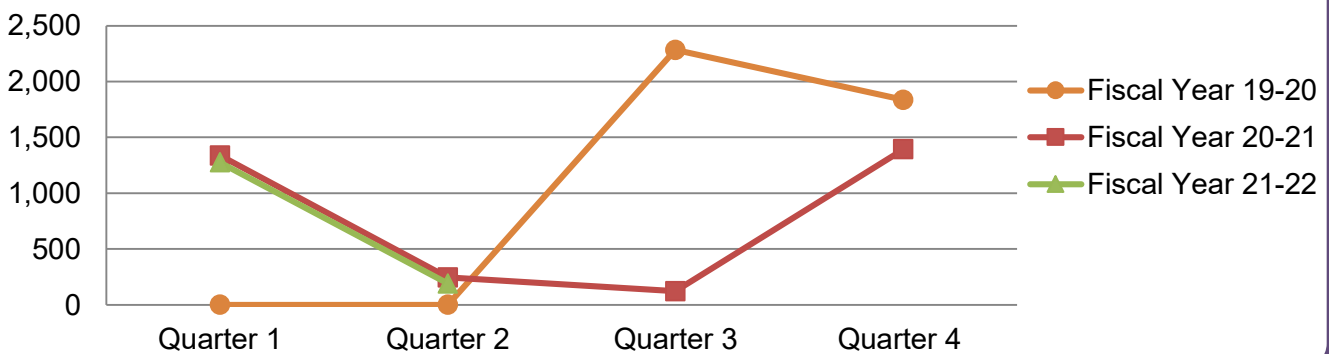
Fiscal Year	Quarter 1	Quarter 2	Quarter 3	Quarter 4	TOTAL
Fiscal Year 21-22	1,277	191			1,468
Fiscal Year 20-21	1,337	246	122	1,394	3,099
Fiscal Year 19-20	N/A	N/A	2,285	1,837	4,122

*Applications Received data for the current quarter does not include applications received with monies that have not been deposited as this process may take several weeks.

APPLICATIONS RECEIVED



APPLICATIONS RECEIVED



*Data provided pertains to Postgraduate Training Licenses only and does not include data pertaining to Physician's and Surgeon's applications.