

DATE REPORT ISSUED: April 26, 2022
ATTENTION: Members, Medical Board of California
SUBJECT: Licensing Program Summary
STAFF CONTACT: Marina O'Connor, Chief of Licensing

REQUESTED ACTION:

This report is intended to provide the Members with an update on the Licensing Program at the Medical Board of California (Board).

PROGRAM UPDATE:

Due to the change to licensure requirements effective January 1, 2022, the Licensing Program has experienced a significant increase in initial license application volume, which has resulted in an increase in the processing time for an initial license application review for a Postgraduate Training License (PTL), Transition License, and a Physician's and Surgeon's (P&S) License. In Quarter 3 of Fiscal Year (FY) 2021-22, the Board received 3,328 P&S (including Transition applications) license applications, which is a 177% increase from Quarter 2.

The Licensing Program continues to make progress towards a paperless application process, such as eliminating the need for mailed licensed verifications from the issuing state entity, as the Board can verify licensure from other primary sources, such as the Federation of State Medical Boards. This change greatly decreases the volume of mail and eliminates a common application deficiency, which can reduce the overall license application processing time. Licensing Program management and the Board's Information Systems Branch are currently working on steps to only allow applicants to submit the Transition License application online through the BreEZe system. In addition, Licensing staff are currently developing procedures for this new paperless process.

MEXICO PILOT PROGRAM (MPP)

The Board has issued sixteen MPP physician licenses, as requested by the licensees that qualify for licensure. Of the sixteen licensed, two are practicing at their designated clinic and the remainder are going through the credentialing process. Currently seven applicants qualify for licensure but have requested the Board to delay the issuance of their license until they are ready to apply for their visas.

The Board held its second quarterly progress meeting with the UC Davis Center for Reducing Health Disparities on the Mexico Pilot Program evaluation and accompanied the UC Davis team on a scheduled site visit to one of the clinics located in Salinas, CA. The first annual progress report is due in June 2022.

WEBMASTER

The Licensing Program received 4,596 emails and responded to 4,514 via the Licensing Webmaster in Quarter 3 of the current fiscal year regarding topics such as application status checks, Senate Bill 806 license requirement changes, license renewals, and pocket cards. The number of emails received in Quarter 3 increased 36% from Quarter 2 of the current fiscal year.

CONSUMER INFORMATION UNIT

In Quarter 3 of FY 2021-2022, the Consumer Information Unit (CIU) received 18,397 calls, with an average wait time of 15:32 minutes. Five of the topics most responded to in CIU during this quarter were complaint questions, physician and surgeon application questions, renewal questions, complaint form requested and mailed, and change in license status. Most Licensing Program staff have been provided additional training to assist CIU when call volumes are high to help minimize wait times. The CIU manager is in the process of recruiting for a Supervising Program Technician II to assist with the oversight of CIU staff and management of resources, as staff from the Licensing Program and other Board units continue to assist CIU with calls when wait times are high.

OUTREACH

The Licensing Chief presented on the recent license requirement changes and the application process to the following groups: medical students at the Keck School of Medicine of USC; USC/LAC Office of Graduate Medical Education coordinators; and the UC Graduate Medical Education Coordinator's monthly meeting. The Licensing Chief and the Licensing Outreach Coordinator conducted the 2nd live webinar for license applicants, licensees, and medical school and training program representatives to go over the new licensure requirements effective January 1, 2022, and the application process.

**WORKLOAD REPORT
as of March 31, 2022**

CONSUMER INFORMATION UNIT Fiscal Year 21-22	2021-2022	Quarter 1	Quarter 2	Quarter 3	Quarter 4
Total Calls Answered	42,746	14,297	13,856	14,593	
*Calls Requesting Call Back	12,560	4,450	3,236	4,874	
Calls Abandoned	11,189	4,138	2,804	4,247	

CONSUMER INFORMATION UNIT Fiscal Year 20-21	2020-2021	Quarter 1	Quarter 2	Quarter 3	Quarter 4
Total Calls Answered	59,030	16,094	12,942	14,370	15,624
*Calls Requesting Call Back	16,098	5,480	3,962	3,896	2,760
Calls Abandoned	14,101	4,563	3,537	3,359	2,642

*Calls Requesting Call Back is a subset of Total Calls Answered

PHYSICIAN & SURGEON DATA Fiscal Year 21-22	2021-2022	Quarter 1	Quarter 2	Quarter 3	Quarter 4
P&S Initial License Apps Received	3,556	854	1,113	1,589	
P&S Transition Apps Received	1,911	83	89	1,739	
*Total P&S Applications Received	5,467	937	1,202	3,328	
Initial Reviews Completed	4,489	1,027	1,122	2,340	
Licenses Issued	4,163	1,817	856	1,490	
Renewals Issued	55,687	18,166	18,195	19,326	

PHYSICIAN & SURGEON DATA Fiscal Year 20-21	2020-2021	Quarter 1	Quarter 2	Quarter 3	Quarter 4
P&S Initial License Apps Received	4,409	886	1,098	1,456	969
P&S Transition Apps Received	290	0	7	74	209
*Total P&S Applications Received	4,699	886	1,105	1,530	1,178
Initial Reviews Completed	4,938	866	1,145	1,631	1,296
Licenses Issued	4,341	1,227	848	992	1,274
Renewals Issued	70,802	17,121	17,098	17,223	19,360

POSTGRADUATE TRAINING LICENSE DATA Fiscal Year 21-22	2021-2022	Quarter 1	Quarter 2	Quarter 3	Quarter 4
*Applications Received	1,600	1,277	191	132	
Initial Reviews Completed	2,092	1,736	328	28	
Licenses Issued	2,830	1,774	1,029	27	

POSTGRADUATE TRAINING LICENSE DATA Fiscal Year 20-21	2020-2021	Quarter 1	Quarter 2	Quarter 3	Quarter 4
*Applications Received	3,099	1,337	246	122	1,394
Initial Reviews Completed	3,467	1,634	905	68	860
Licenses Issued	3,865	1,902	1,519	295	149

*Applications Received does not include applications received with monies that have not been deposited, as this process may take several weeks.

**WORKLOAD REPORT
as of March 31, 2022**

CATEGORIES OF APPLICATIONS REFERRED TO SENIOR REVIEW 2* Fiscal Year 21-22	2021-2022	Quarter 1	Quarter 2	Quarter 3	Quarter 4
Alcohol/Drugs	13	4	4	5	
PG/Medical Knowledge	47	12	23	12	
Convictions	15	8	3	4	
Other	23	5	6	12	

CATEGORIES OF APPLICATIONS REFERRED TO SENIOR REVIEW 2* Fiscal Year 20-21	2020-2021	Quarter 1	Quarter 2	Quarter 3	Quarter 4
Alcohol/Drugs	10	6	3	1	0
PG/Medical Knowledge	49	15	16	12	6
Convictions	24	9	9	5	1
Other	54	25	17	10	2

*One application may be counted in more than one category.

LICENSED MIDWIVES Fiscal Year 21-22	2021-2022	Quarter 1	Quarter 2	Quarter 3	Quarter 4
Applications Received	19	7	5	7	
Licenses Issued	22	11	4	7	
Licenses Renewed	153	42	66	45	

LICENSED MIDWIVES Fiscal Year 20-21	2020-2021	Quarter 1	Quarter 2	Quarter 3	Quarter 4
Applications Received	44	14	7	10	13
Licenses Issued	36	5	8	8	15
Licenses Renewed	225	60	39	70	56

FICTITIOUS NAME PERMIT Fiscal Year 21-22	2021-2022	Quarter 1	Quarter 2	Quarter 3	Quarter 4
P&S - FNP Received	1,259	436	402	421	
P&S - FNP Issued	1,093	423	332	338	
P&S - FNP Renewed	3,913	1,300	1,117	1,496	
Podiatric FNP Received	21	5	9	7	
Podiatric FNP Issued	15	6	6	3	
Podiatric FNP Renewed	91	31	15	45	

FICTITIOUS NAME PERMIT Fiscal Year 20-21	2020-2021	Quarter 1	Quarter 2	Quarter 3	Quarter 4
P&S - FNP Received	1,583	402	395	371	415
P&S - FNP Issued	1,418	304	335	389	390
P&S - FNP Renewed	5,415	1,359	1,140	1,432	1,484
Podiatric FNP Received	34	14	7	8	5
Podiatric FNP Issued	30	11	6	6	7
Podiatric FNP Renewed	132	39	33	32	28

**WORKLOAD REPORT
as of March 31, 2022**

POLYSOMNOGRAPHY Fiscal Year 21-22	2021-2022	Quarter 1	Quarter 2	Quarter 3	Quarter 4
Trainee Applications Received	16	5	7	4	
Trainee Registrations Issued	16	9	4	3	
Trainee Registrations Renewed	13	7	3	3	
Technician Applications Received	13	8	5	0	
Technician Registrations Issued	19	13	1	5	
Technician Registrations Renewed	38	15	13	10	
Technologist Applications Received	17	5	6	6	
Technologist Registrations Issued	15	5	2	8	
Technologist Registrations Renewed	125	59	34	32	

POLYSOMNOGRAPHY Fiscal Year 20-21	2020-2021	Quarter 1	Quarter 2	Quarter 3	Quarter 4
Trainee Applications Received	9	0	0	2	7
Trainee Registrations Issued	5	0	0	1	4
Trainee Registrations Renewed	21	3	4	8	6
Technician Applications Received	16	5	8	1	2
Technician Registrations Issued	15	4	1	5	5
Technician Registrations Renewed	62	10	22	9	21
Technologist Applications Received	20	9	2	7	2
Technologist Registrations Issued	20	6	4	5	5
Technologist Registrations Renewed	417	119	130	82	86

RESEARCH PSYCHOANALYST Fiscal Year 21-22	2021-2022	Quarter 1	Quarter 2	Quarter 3	Quarter 4
RP Applications Received	6	1	3	2	
RP Licenses Issued	8	4	2	2	
RP Licenses Renewed	58	1	35	22	

RESEARCH PSYCHOANALYST Fiscal Year 20-21	2020-2021	Quarter 1	Quarter 2	Quarter 3	Quarter 4
RP Applications Received	9	0	2	2	5
RP Licenses Issued	4	0	2	0	2
RP Licenses Renewed	15	6	6	3	0

WORKLOAD REPORT
as of March 31, 2022

SPECIAL PROGRAMS Fiscal Year 21-22	2021-2022	Quarter 1	Quarter2	Quarter 3	Quarter 4
2111 Applications Received	10	3	7	0	
2111 Applications Reviewed	11	3	4	4	
2111 Permits Issued	11	3	4	4	
2111 Permits Renewed	39	4	16	19	
2112 Applications Received	0	0	0	0	
2112 Applications Reviewed	0	0	0	0	
2112 Permits Issued	1	0	1	0	
2112 Permits Renewed	13	0	0	13	
2113 Applications Received	20	4	5	11	
2113 Applications Reviewed	21	4	5	12	
2113 Permits Issued	15	9	2	4	
2113 Permits Renewed	17	9	8	0	
2168 Applications Received	2	0	2	0	
2168 Applications Reviewed	2	0	2	0	
2168 Permits Issued	0	0	0	0	
2168 Permits Renewed	6	3	3	0	

SPECIAL PROGRAMS Fiscal Year 20-21	2020-2021	Quarter 1	Quarter2	Quarter 3	Quarter 4
2111 Applications Received	13	8	0	1	4
2111 Applications Reviewed	12	3	5	0	4
2111 Permits Issued	13	3	6	1	3
2111 Permits Renewed	52	10	8	19	15
2112 Applications Received	1	0	0	0	1
2112 Applications Reviewed	1	0	0	0	1
2112 Permits Issued	1	1	0	0	0
2112 Permits Renewed	1	0	0	0	1
2113 Applications Received	18	3	3	5	7
2113 Applications Reviewed	17	4	2	4	7
2113 Permits Issued	16	5	3	3	5
2113 Permits Renewed	52	7	15	18	12
2168 Applications Received	1	1	0	0	0
2168 Applications Reviewed	1	1	0	0	0
2168 Permits Issued	4	3	0	1	0
2168 Permits Renewed	13	6	4	1	2

2111 - Visiting Fellow (doesn't satisfy postgraduate training required for licensure)

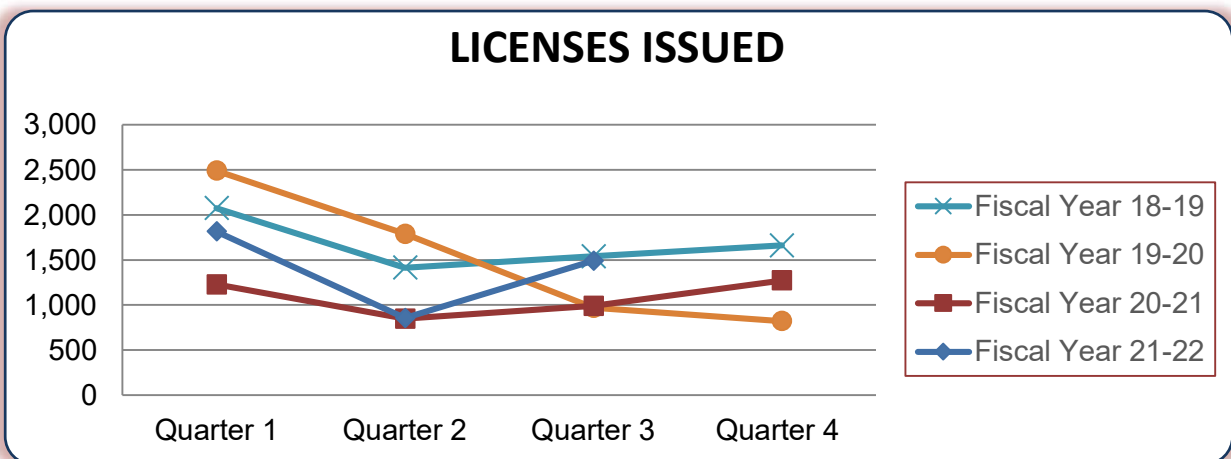
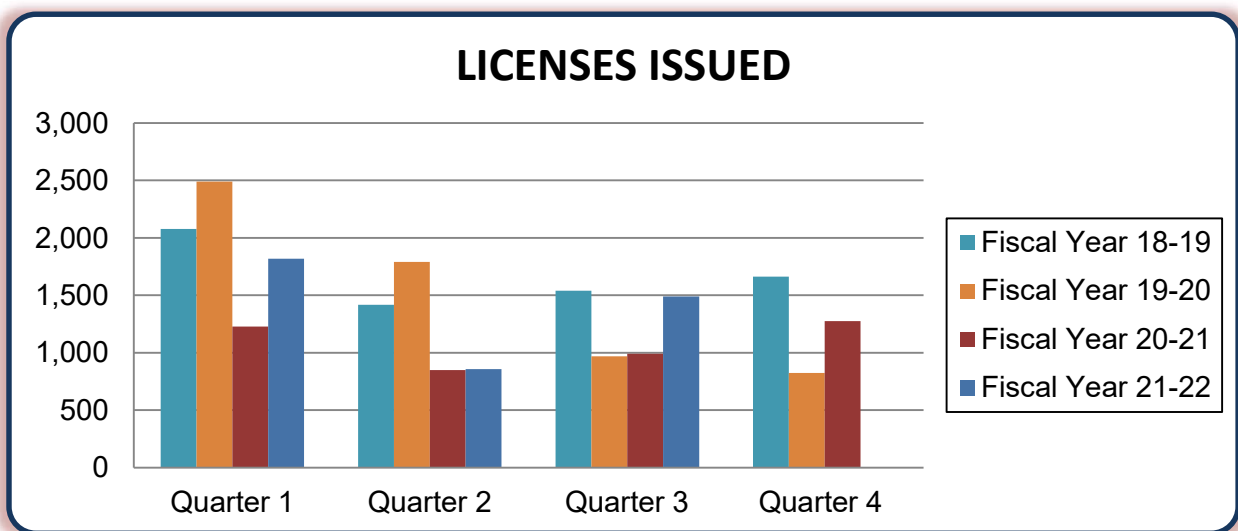
2112 - Hospital Fellowship Program Non-Citizen (doesn't satisfy postgraduate training required for licensure)

2113 - Medical School Faculty Member (may satisfy postgraduate training required for licensure)

2168 - Special Faculty Permit (academically eminent; unrestricted practice within sponsoring medical school - not eligible for licensure)

**Physician's and Surgeon's Licenses Issued*
Four Fiscal Year History**

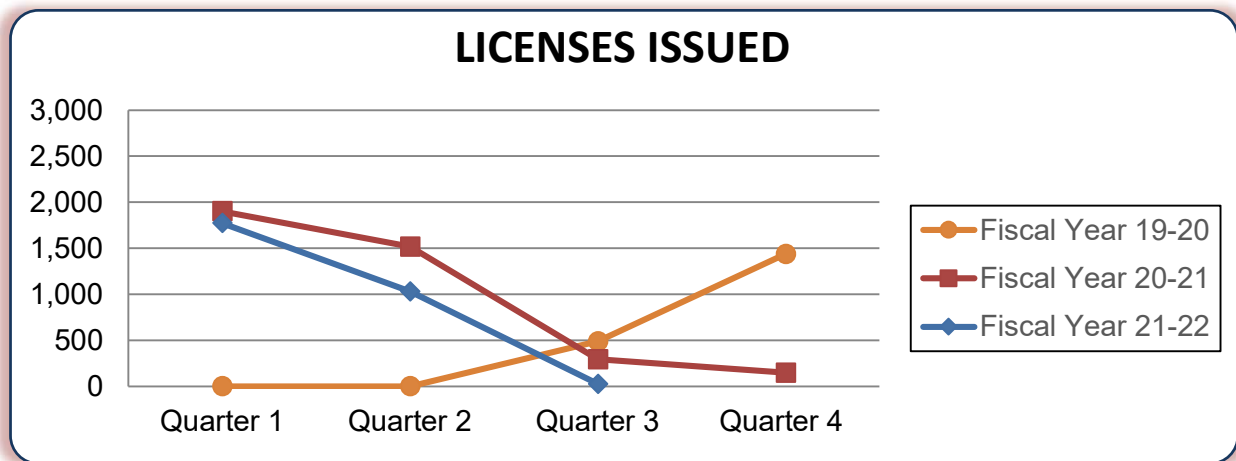
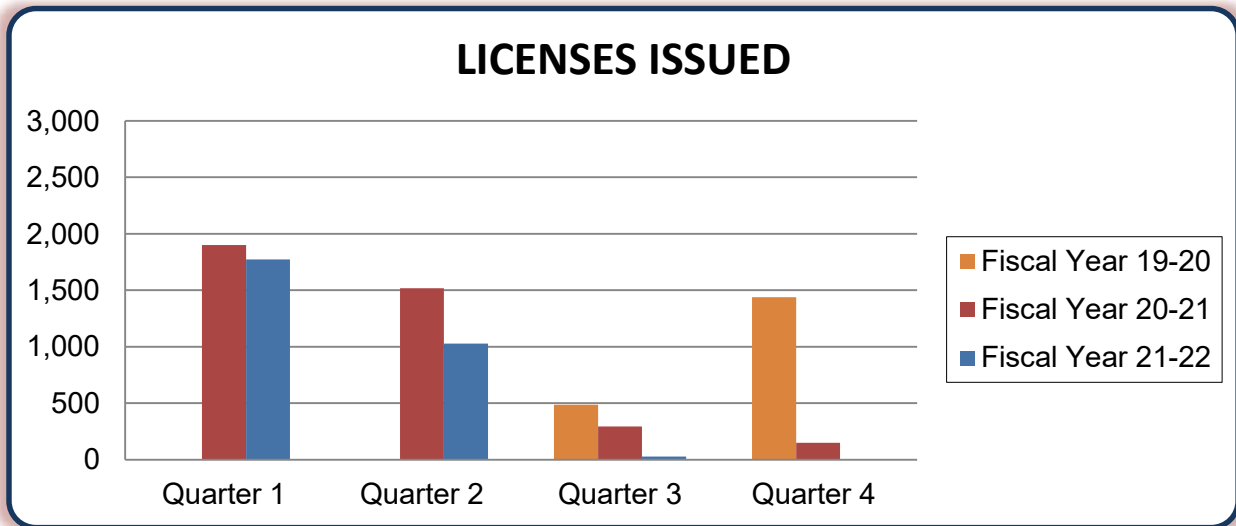
Fiscal Year	Quarter 1	Quarter 2	Quarter 3	Quarter 4	TOTAL
Fiscal Year 21-22	1,817	856	1,490		4,163
Fiscal Year 20-21	1,229	849	992	1,274	4,344
Fiscal Year 19-20	2,491	1,790	968	823	6,072
Fiscal Year 18-19	2,076	1,416	1,541	1,661	6,694



*Data provided pertains to Physician's and Surgeon's licenses only and does not include data pertaining to Postgraduate Training Licenses.

Postgraduate Training Licenses Issued* Fiscal Year History

Fiscal Year	Quarter 1	Quarter 2	Quarter 3	Quarter 4	TOTAL
Fiscal Year 21-22	1,774	1,029	27		2,830
Fiscal Year 20-21	1,902	1,519	295	149	3,865
Fiscal Year 19-20	0	0	487	1,438	1,925

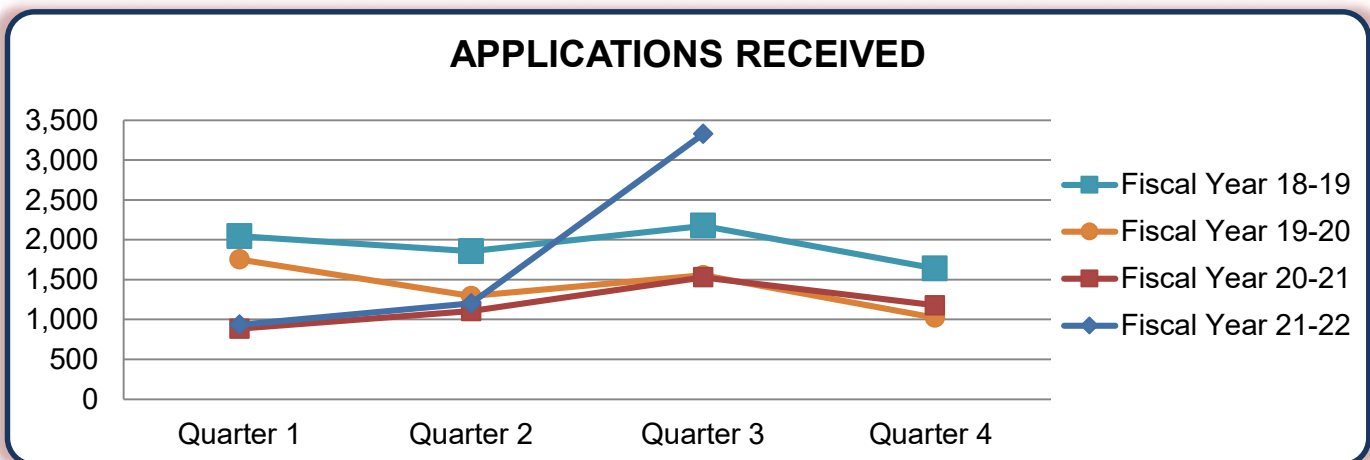
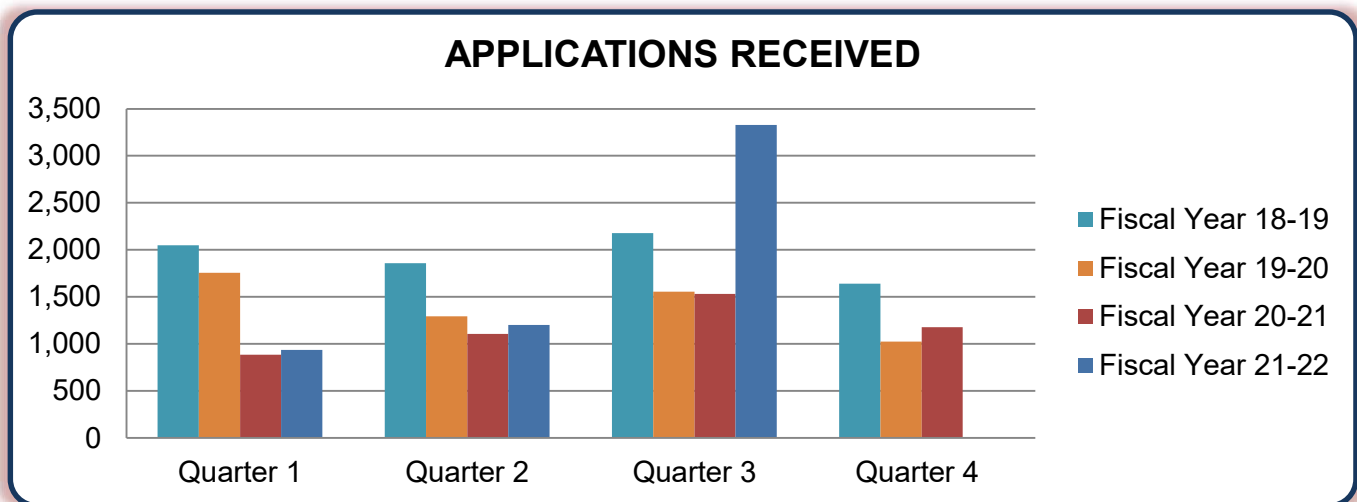


*Data provided pertains to Postgraduate Training Licenses only and does not include data pertaining to Physician's and Surgeon's Licenses.

**Physician's and Surgeon's Applications Received*
Four Fiscal Year History**

Fiscal Year	Quarter 1	Quarter 2	Quarter 3	Quarter 4	TOTAL
Fiscal Year 21-22	937	1,202	3,328		5,467
Fiscal Year 20-21	886	1,105	1,530	1,178	4,699
Fiscal Year 19-20	1,756	1,293	1,556	1,024	5,629
Fiscal Year 18-19	2,047	1,857	2,176	1,640	7,720

Applications Received data for the current quarter does not include applications received with monies that have not been deposited, as this process may take several weeks.

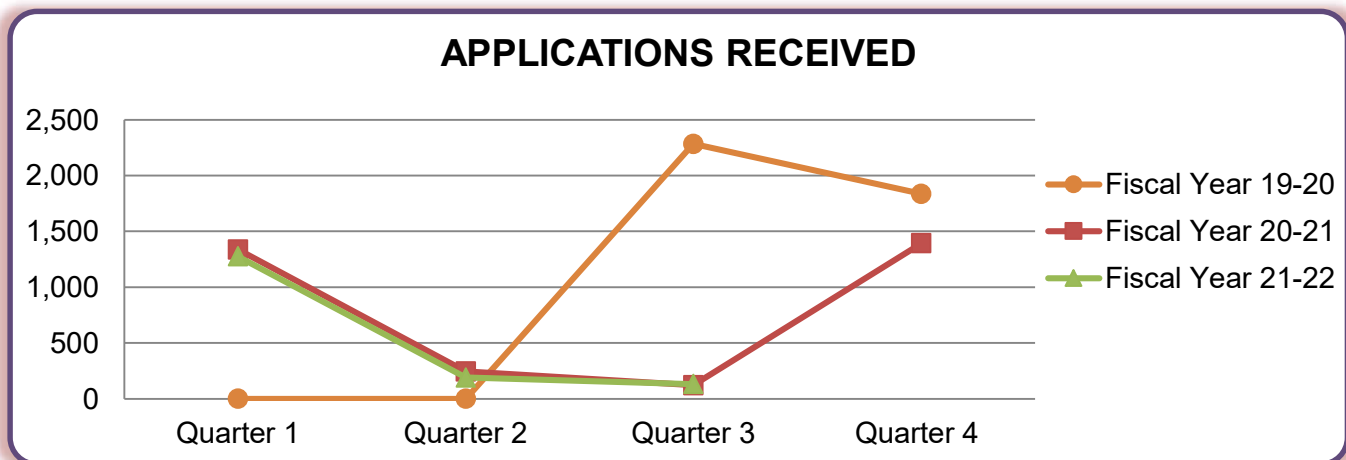
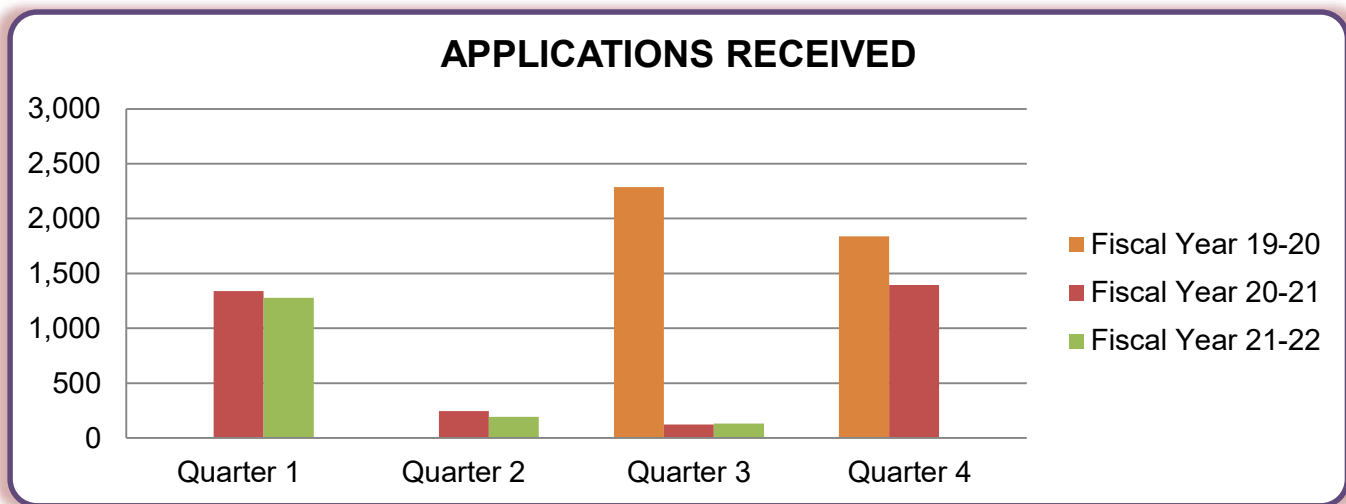


*Data provided pertains to initial Physician's and Surgeon's license applications and Transition from a PTL to a P&S License applications only and does not include data pertaining to Postgraduate Training Licenses.

Postgraduate Training License Applications Received* Fiscal Year History

Fiscal Year	Quarter 1	Quarter 2	Quarter 3	Quarter 4	TOTAL
Fiscal Year 21-22	1,277	191	132		1,600
Fiscal Year 20-21	1,337	246	122	1,394	3,099
Fiscal Year 19-20	N/A	N/A	2,285	1,837	4,122

*Applications Received data for the current quarter does not include applications received with monies that have not been deposited, as this process may take several weeks.



*Data provided pertains to Postgraduate Training Licenses only and does not include data pertaining to Physician's and Surgeon's applications.