

MEDICAL BOARD STAFF REPORT

DATE REPORT ISSUED: November 8, 2022
ATTENTION: Members, Medical Board of California
SUBJECT: Licensing Program Summary
STAFF CONTACT: Marina O'Connor, Chief of Licensing

REQUESTED ACTION:

This report is intended to provide the Members with an update on the Licensing Program at the Medical Board of California (Board).

PROGRAM UPDATE:

The Licensing Program continues to offer staff overtime and focus on filling vacancies to help reduce the high processing time for reviewing initial license applications, which is currently on average 84 days, from the time the application is received to the time it is initially reviewed by staff. The number of applications received in Quarter 1 of FY 2022-2023 decreased from the previous quarter, which will also help reduce the application processing time. For Quarter 1 of Fiscal Year 2022-2023, the Board received 2,073 initial license applications (1,228 Physician's and Surgeon's (P&S) Initial License and Transition applications; 845 Postgraduate Training License (PTL) applications) and issued a total of 3,497 licenses (2,564 P&S licenses and 933 PTLs). Since the law changed on January 1, 2022, the Board has received 9,300 initial license applications through September 30, 2022, which is a 44% increase for the same time period in 2021. From January through June of 2022, the Board received 71% more initial license applications than the same time period in the 2021.

Beginning December 30, 2022, the Board will no longer provide paper applications for the Postgraduate Training License and the Transition from a PTL to a P&S License applications. Beginning February 1, 2023, the Board will no longer accept and process paper applications for these two application types submitted to the Board. In early 2023, the Licensing Program will make the same transition with the P&S License application from non-PTL holders. While medical schools and postgraduate training programs can submit all required documents through the Board's DOCS portal, the Licensing Program will continue to work with the Board's Information Systems Branch to further streamline processes for receiving documents from third-party entities.

COVID-19 Waiver Update

Pursuant to the Governor's Executive Order [N-39-20](#), during the State of Emergency, the Director of the California Department of Consumer Affairs may waive any statutory or regulatory professional licensing and training requirements pertaining to individuals licensed pursuant to Division 2 of the Business and Professions Code.

On September 29, 2022, the DCA Director issued a waiver to extend the deadline for specific individuals to obtain a Physician's and Surgeon's License. For P&S License applicants who received credit for 12 months of approved postgraduate training in another state or Canada, were accepted into an approved postgraduate training program in California, and are required to obtain their physician's and surgeon's license

on or before October 31, 2022, the waiver extended this deadline to November 30, 2022.

For PTL holders whose license expires on or before October 31, 2022 and received either 12 months credit of board-approved postgraduate training for graduates of medical schools in the United States and Canada, or 24 months credit of board-approved postgraduate training for graduates of other foreign medical schools approved by the board, the waiver extended this deadline to November 30, 2022.

For individuals enrolled in a California board-approved postgraduate training program and are required to obtain a postgraduate training license on or before December 31, 2022, the waiver extended this deadline to January 31, 2023.

MEXICO PILOT PROGRAM (MPP)

As of September 2022, the Board has issued 21 licenses to MPP participants. Only one applicant is pending submittal of their visa application before requesting the Board issue their license.

Ten of the twenty-two physicians are currently practicing at Clinica de Salud del Valle de Salinas (CSVs) in Monterey County. Three are practicing at San Benito Health Foundation in San Benito County; and three are practicing at Altura Centers for Health in Tulare County.

The MPP program is anticipating a second cohort of eight applicants to fulfill the remaining 30 positions authorized in statute. These eight applicants are currently participating in the required six-month program orientation in Mexico and the required ESL coursework while simultaneously working on their license application and visa application. This should streamline the process to allow the Board to issue the licenses within a shorter timetable than the first group of applicants. The eight new physician applicants are anticipated to be licensed by March 2023.

In August 2022, the University of California, Davis, published the 1st Annual Progress Report of the MPP and presented the report to the Board at its August 2022 meeting. The goal of the evaluation is to make recommendations on whether the pilot should be continued, expanded, altered, or terminated. This recommendation will be based on six (6) broadly defined, multidimensional, outcomes: Quality of Care, Adaptability of Physicians, Impact on Working and Administrative Environment, Patient Experience, Impact on Culturally and Linguistically Appropriate Services (CLASP), and the Impact on Limited English-Speaking Patient Encounters. UC Davis anticipates completing the evaluation by 2025 upon conclusion of the MPP program.

On August 5, 2022, CSVs hosted Senator Ana Caballero; Secretary Lourdes Castro Ramirez; Mr. Arnoldo Torres; the CEOs of the four participating community health centers; seven MPP physicians participating at CSVs; CSVs Board members; Monterey County Supervisor, District 4; Department of Consumer Affairs; and the Medical Board of California to an MPP Roundtable Discussion. At the roundtable, attendees had the opportunity to hear from the licensees and their experience in the program. Roundtable discussions covered what is going well with the program; the challenges; how the state can better support the physicians' work; and positive

feedback was shared from CSVS about the impact MPP physicians are making in the communities they are serving throughout Monterey County.

WEBMASTER

The Licensing Program received 4,186 emails and responded to 4,206 via the Licensing Webmaster in Quarter 1 of the current fiscal year regarding topics, such as application status checks, PTL expiration date extensions, and license renewals.

CONSUMER INFORMATION UNIT

In Quarter 1 of FY 2022-2023, the Consumer Information Unit (CIU) received 21,676 calls, with an average wait time of 24:05 minutes. Five of the topics most responded to in CIU during this quarter were application status checks, physician and surgeon application questions, complaint questions, pocket licenses, and renewal questions. The Licensing Program is in the process of recruiting for two (2) Program Technician IIs and recently hired a Supervising Program Technician II. The Licensing Program staff and other Board units continue to assist CIU to help minimize wait times.

OUTREACH

The Licensing Program conducted seven outreach presentations in Quarter 1. The presentations covered license requirement changes and the application process and were provided to the following groups: San Mateo County Behavioral Health and Recovery Services; University of California, Irvine; the University of Southern California and Los Angeles County Medical Center; Kaiser, Los Angeles; University of California San Francisco; University of California, Fresno; and Kern Medical, Bakersfield. Due to COVID safety measures and to reduce travel expenses, most of the outreach presentations have been conducted virtually. Future outreach events will include information on transitioning to a full paperless process.

WORKLOAD REPORT
as of September 30, 2022

CONSUMER INFORMATION UNIT Fiscal Year 22-23	2022-2023	Quarter 1	Quarter 2	Quarter 3	Quarter 4
Total Calls Answered	16,375	16,375			
*Calls Requesting Call Back	7,326	7,326			
Calls Abandoned	5,876	5,876			

CONSUMER INFORMATION UNIT Fiscal Year 21-22	2021-2022	Quarter 1	Quarter 2	Quarter 3	Quarter 4
Total Calls Answered	58,124	14,297	13,856	14,593	15,378
*Calls Requesting Call Back	17,923	4,450	3,236	4,874	5,363
Calls Abandoned	15,520	4,138	2,804	4,247	4,331

*Calls Requesting Call Back is a subset of Total Calls Answered

PHYSICIAN & SURGEON DATA Fiscal Year 22-23	2022-2023	Quarter 1	Quarter 2	Quarter 3	Quarter 4
P&S Initial License Apps Received	511	511			
P&S Transition Apps Received	717	717			
*Total P&S Applications Received	1,228	1,228			
Initial Reviews Completed	1,838	1,838			
Licenses Issued	2,564	2,564			
Renewals Issued	18,733	18,733			

PHYSICIAN & SURGEON DATA Fiscal Year 21-22	2021-2022	Quarter 1	Quarter 2	Quarter 3	Quarter 4
P&S Initial License Apps Received	4,685	854	1,113	1,603	1,115
P&S Transition Apps Received	3,225	83	89	1,744	1,309
*Total P&S Applications Received	7,910	937	1,202	3,347	2,424
Initial Reviews Completed	7,004	1,029	1,122	2,346	2,507
Licenses Issued	6,932	1,818	857	1,497	2,760
Renewals Issued	70,742	18,166	18,195	19,326	15,055

POSTGRADUATE TRAINING LICENSE DATA Fiscal Year 22-23	2022-2023	Quarter 1	Quarter 2	Quarter 3	Quarter 4
*Applications Received	845	845			
Initial Reviews Completed	1,191	1,191			
Licenses Issued	933	933			

POSTGRADUATE TRAINING LICENSE DATA Fiscal Year 21-22	2021-2022	Quarter 1	Quarter 2	Quarter 3	Quarter 4
*Applications Received	2,924	1,277	191	131	1,325
Initial Reviews Completed	2,548	1,736	328	29	455
Licenses Issued	2,911	1,774	1,029	27	81

*Applications Received does not include applications received with monies that have not been deposited, as this process may take several weeks.

**WORKLOAD REPORT
as of September 30, 2022**

CATEGORIES OF APPLICATIONS REFERRED TO SENIOR REVIEW 2* Fiscal Year 22-23	2022-2023	Quarter 1	Quarter 2	Quarter 3	Quarter 4
Alcohol/Drugs	11	11			
PG/Medical Knowledge	37	37			
Convictions	6	6			
Other	6	6			

CATEGORIES OF APPLICATIONS REFERRED TO SENIOR REVIEW 2* Fiscal Year 21-22	2021-2022	Quarter 1	Quarter 2	Quarter 3	Quarter 4
Alcohol/Drugs	16	4	4	5	3
PG/Medical Knowledge	75	12	23	12	28
Convictions	15	8	3	4	0
Other	33	5	6	12	10

*One application may be counted in more 0

LICENSED MIDWIVES Fiscal Year 22-23	2022-2023	Quarter 1	Quarter 2	Quarter 3	Quarter 4
Applications Received	9	9			
Licenses Issued	11	11			
Licenses Renewed	53	53			

LICENSED MIDWIVES Fiscal Year 21-22	2021-2022	Quarter 1	Quarter 2	Quarter 3	Quarter 4
Applications Received	31	7	5	9	10
Licenses Issued	31	11	4	7	9
Licenses Renewed	206	42	66	45	53

FICTITIOUS NAME PERMIT Fiscal Year 22-23	2022-2023	Quarter 1	Quarter 2	Quarter 3	Quarter 4
P&S - FNP Received	454	454			
P&S - FNP Issued	492	492			
P&S - FNP Renewed	1,370	1,370			
Podiatric FNP Received	8	8			
Podiatric FNP Issued	6	6			
Podiatric FNP Renewed	30	30			

FICTITIOUS NAME PERMIT Fiscal Year 21-22	2021-2022	Quarter 1	Quarter 2	Quarter 3	Quarter 4
P&S - FNP Received	1,733	436	402	421	474
P&S - FNP Issued	1,502	423	332	338	409
P&S - FNP Renewed	5,261	1,300	1,117	1,496	1,348
Podiatric FNP Received	24	5	9	9	1
Podiatric FNP Issued	21	6	6	3	6
Podiatric FNP Renewed	131	31	15	45	40

WORKLOAD REPORT
as of September 30, 2022

POLYSOMNOGRAPHY Fiscal Year 22-23	2022-2023	Quarter 1	Quarter 2	Quarter 3	Quarter 4
Trainee Applications Received	5	5			
Trainee Registrations Issued	10	10			
Trainee Registrations Renewed	1	1			
Technician Applications Received	4	4			
Technician Registrations Issued	5	5			
Technician Registrations Renewed	18	18			
Technologist Applications Received	12	12			
Technologist Registrations Issued	13	13			
Technologist Registrations Renewed	117	117			

POLYSOMNOGRAPHY Fiscal Year 21-22	2021-2022	Quarter 1	Quarter 2	Quarter 3	Quarter 4
Trainee Applications Received	24	5	7	4	8
Trainee Registrations Issued	23	9	4	3	7
Trainee Registrations Renewed	14	7	3	3	1
Technician Applications Received	18	8	5	1	4
Technician Registrations Issued	23	13	1	5	4
Technician Registrations Renewed	51	15	13	10	13
Technologist Applications Received	38	5	6	7	20
Technologist Registrations Issued	28	5	2	8	13
Technologist Registrations Renewed	155	59	34	32	30

RESEARCH PSYCHOANALYST Fiscal Year 22-23	2022-2023	Quarter 1	Quarter 2	Quarter 3	Quarter 4
RP Applications Received	3	3			
RP Licenses Issued	1	1			
RP Licenses Renewed	5	5			

RESEARCH PSYCHOANALYST Fiscal Year 21-22	2021-2022	Quarter 1	Quarter 2	Quarter 3	Quarter 4
RP Applications Received	8	1	3	2	2
RP Licenses Issued	11	4	2	2	3
RP Licenses Renewed	63	1	35	22	5

WORKLOAD REPORT
as of September 30, 2022

SPECIAL PROGRAMS Fiscal Year 22-23	2022-2023	Quarter 1	Quarter2	Quarter 3	Quarter 4
2111 Applications Received	8	8			
2111 Applications Reviewed	9	9			
2111 Permits Issued	9	9			
2111 Permits Renewed	12	12			
2112 Applications Received	0	0			
2112 Applications Reviewed	0	0			
2112 Permits Issued	0	0			
2112 Permits Renewed	0	0			
2113 Applications Received	6	6			
2113 Applications Reviewed	5	5			
2113 Permits Issued	13	13			
2113 Permits Renewed	15	15			
2168 Applications Received	0	0			
2168 Applications Reviewed	0	0			
2168 Permits Issued	0	0			
2168 Permits Renewed	8	8			

SPECIAL PROGRAMS Fiscal Year 21-22	2021-2022	Quarter 1	Quarter2	Quarter 3	Quarter 4
2111 Applications Received	19	3	7	1	8
2111 Applications Reviewed	19	3	4	5	7
2111 Permits Issued	17	3	4	4	6
2111 Permits Renewed	57	4	16	19	18
2112 Applications Received	0	0	0	0	0
2112 Applications Reviewed	0	0	0	0	0
2112 Permits Issued	1	0	1	0	0
2112 Permits Renewed	15	0	0	13	2
2113 Applications Received	30	4	5	12	9
2113 Applications Reviewed	31	4	5	13	9
2113 Permits Issued	26	9	2	4	11
2113 Permits Renewed	29	9	8	0	12
2168 Applications Received	3	0	2	0	1
2168 Applications Reviewed	3	0	2	0	1
2168 Permits Issued	1	0	0	0	1
2168 Permits Renewed	9	3	3	0	3

2111 - Visiting Fellow (doesn't satisfy postgraduate training required for licensure)

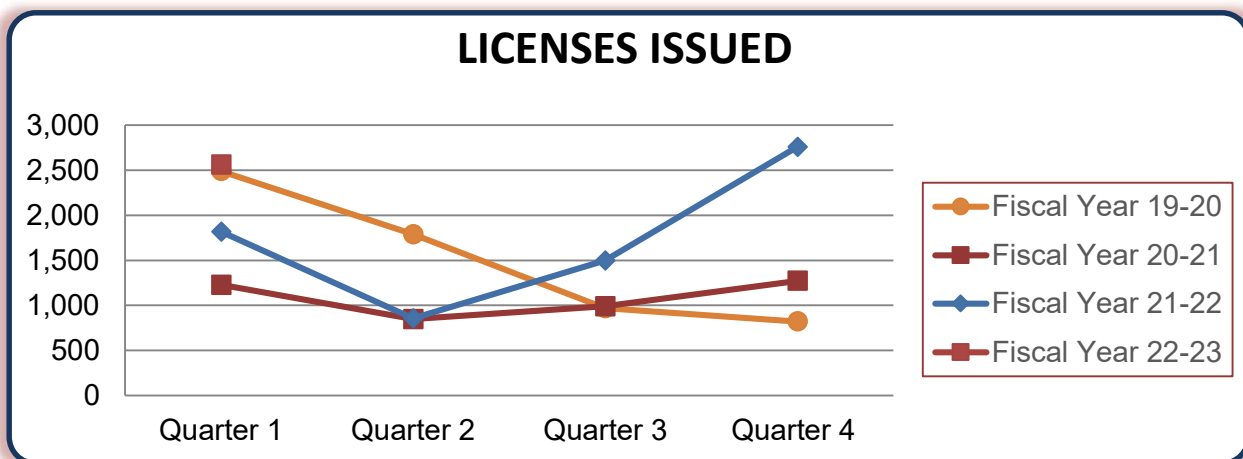
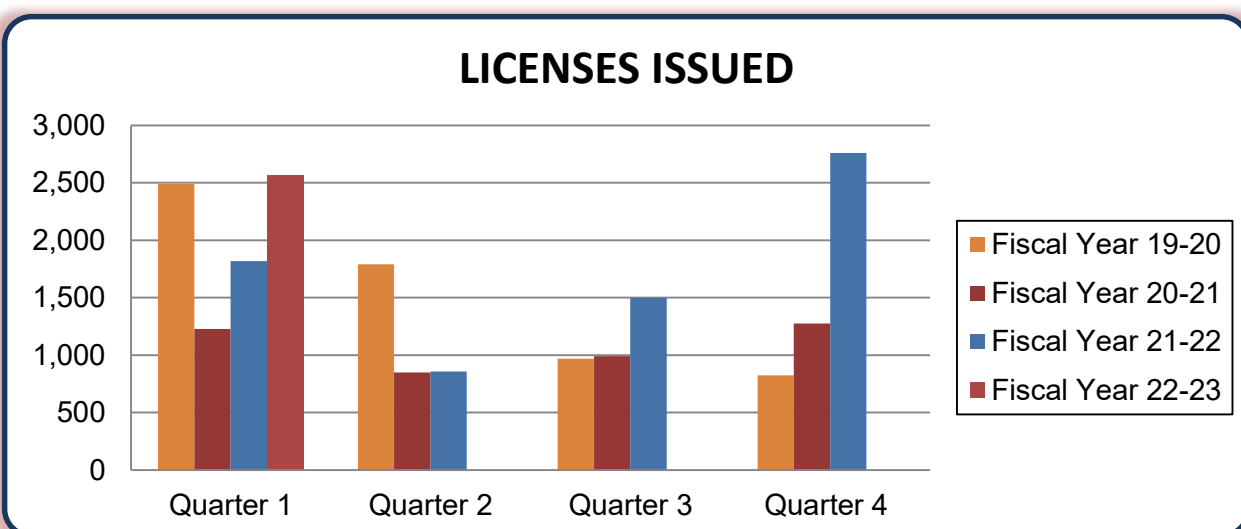
2112 - Hospital Fellowship Program Non-Citizen (doesn't satisfy postgraduate training required for licensure)

2113 - Medical School Faculty Member (may satisfy postgraduate training required for licensure)

2168 - Special Faculty Permit (academically eminent; unrestricted practice within sponsoring medical school - not eligible for licensure)

Physician's and Surgeon's Licenses Issued* Four Fiscal Year History

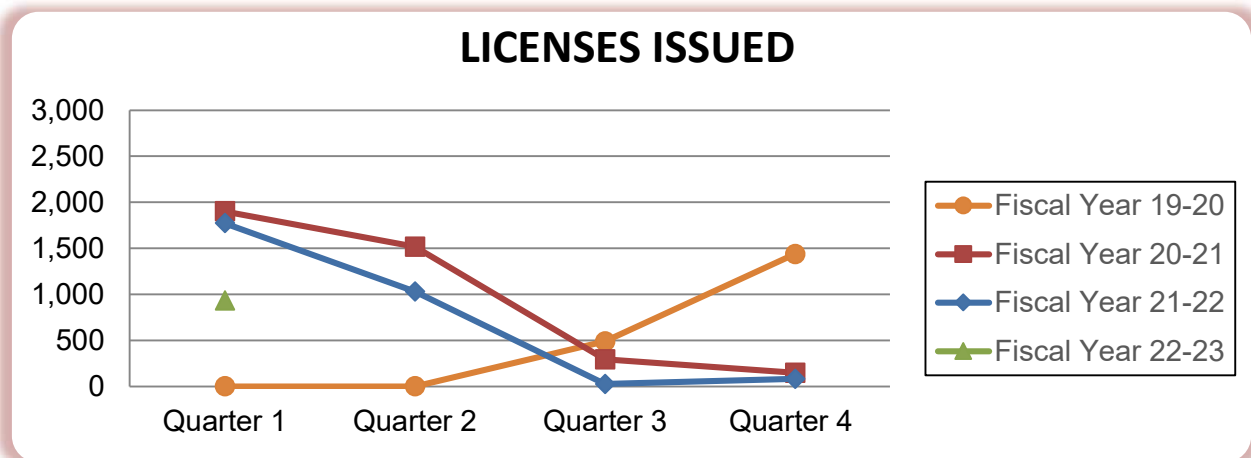
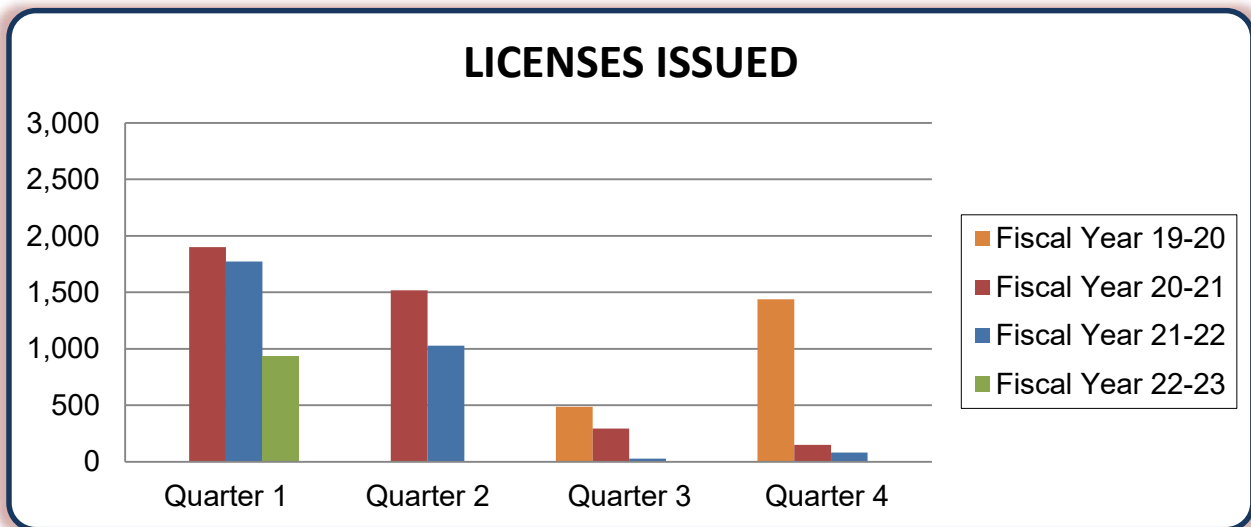
Fiscal Year	Quarter 1	Quarter 2	Quarter 3	Quarter 4	TOTAL
Fiscal Year 22-23	2,564				2,564
Fiscal Year 21-22	1,818	857	1,497	2,760	6,932
Fiscal Year 20-21	1,229	849	992	1,274	4,344
Fiscal Year 19-20	2,491	1,790	968	823	6,072



*Data provided pertains to Physician's and Surgeon's licenses only and does not include data pertaining to Postgraduate Training Licenses.

Postgraduate Training Licenses Issued* Fiscal Year History

Fiscal Year	Quarter 1	Quarter 2	Quarter 3	Quarter 4	TOTAL
Fiscal Year 22-23	933				933
Fiscal Year 21-22	1,774	1,029	27	81	2,911
Fiscal Year 20-21	1,902	1,519	295	149	3,865
Fiscal Year 19-20	0	0	487	1,438	1,925

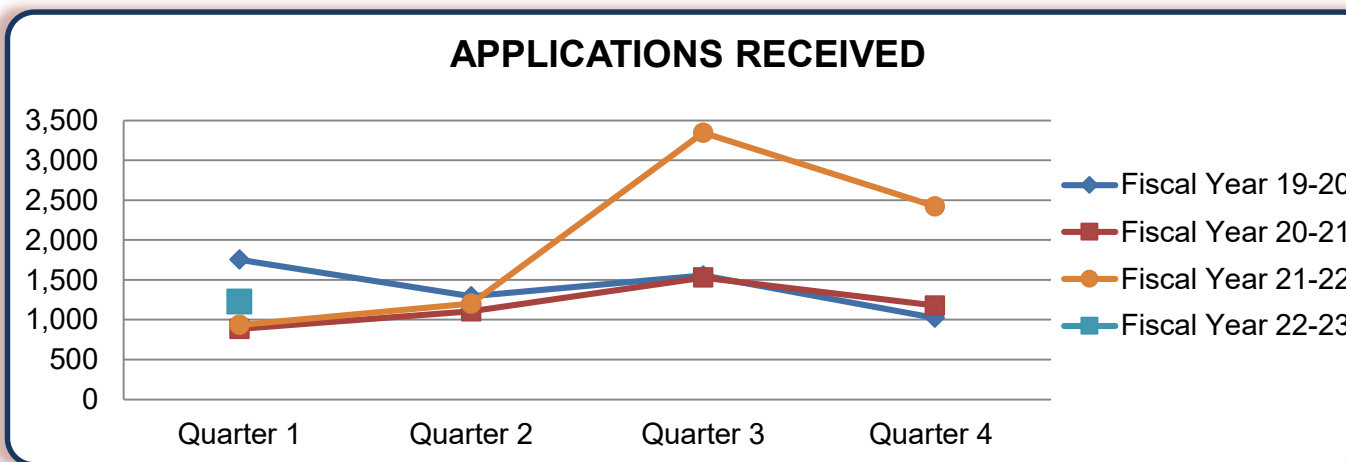
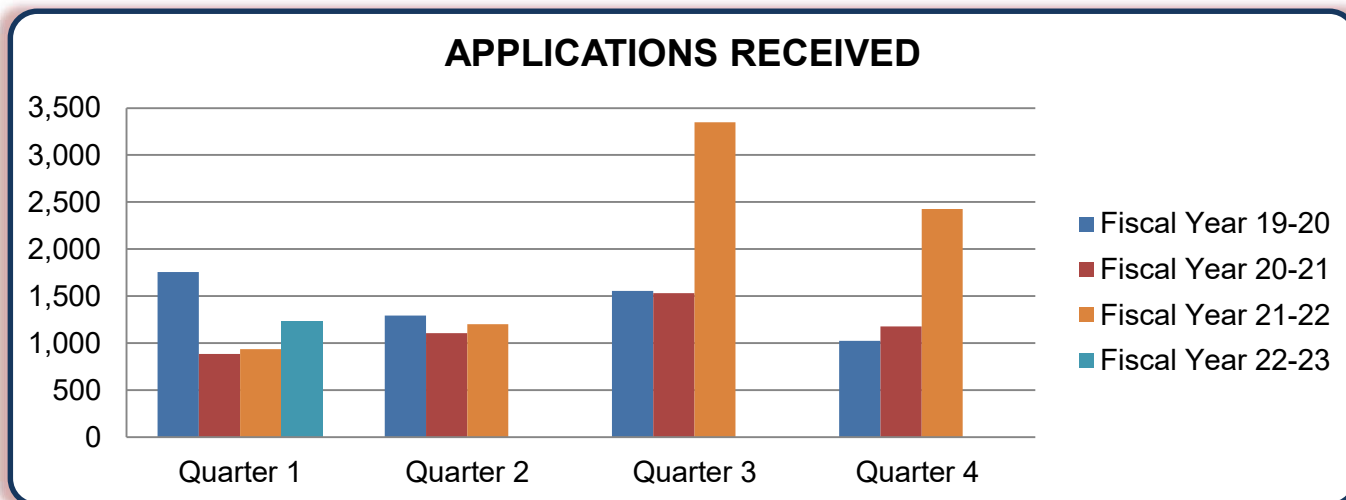


*Data provided pertains to Postgraduate Training Licenses only and does not include data pertaining to Physician's and Surgeon's Licenses.

Physician's and Surgeon's Applications Received* Four Fiscal Year History

Fiscal Year	Quarter 1	Quarter 2	Quarter 3	Quarter 4	TOTAL
Fiscal Year 22-23	1,228				
Fiscal Year 21-22	937	1,202	3,347	2,424	7,910
Fiscal Year 20-21	886	1,105	1,530	1,178	4,699
Fiscal Year 19-20	1,756	1,293	1,556	1,024	5,629

Applications Received data for the current quarter does not include applications received with monies that have not been deposited, as this process may take several weeks.

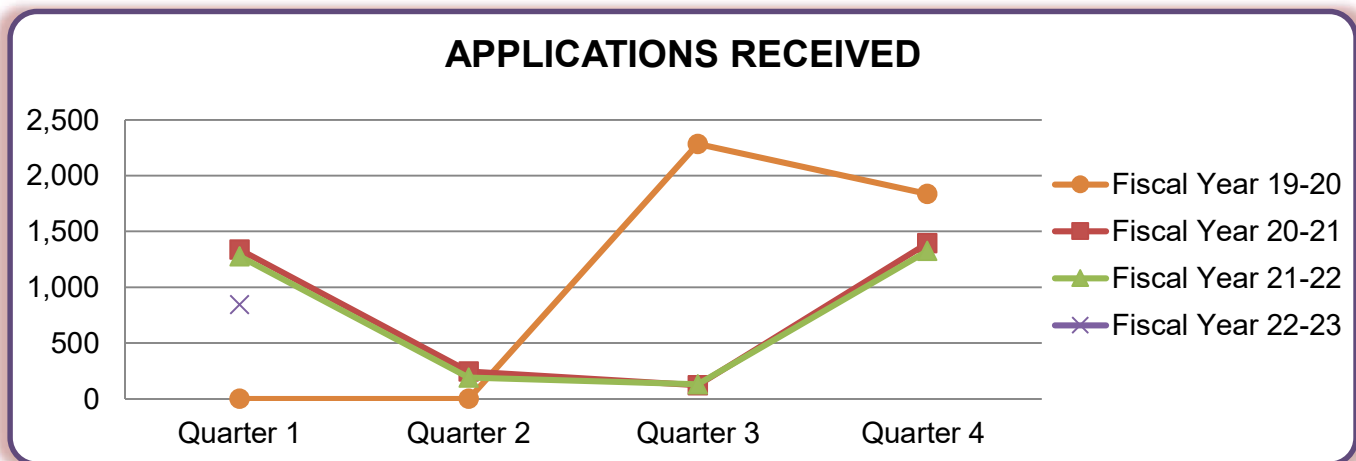
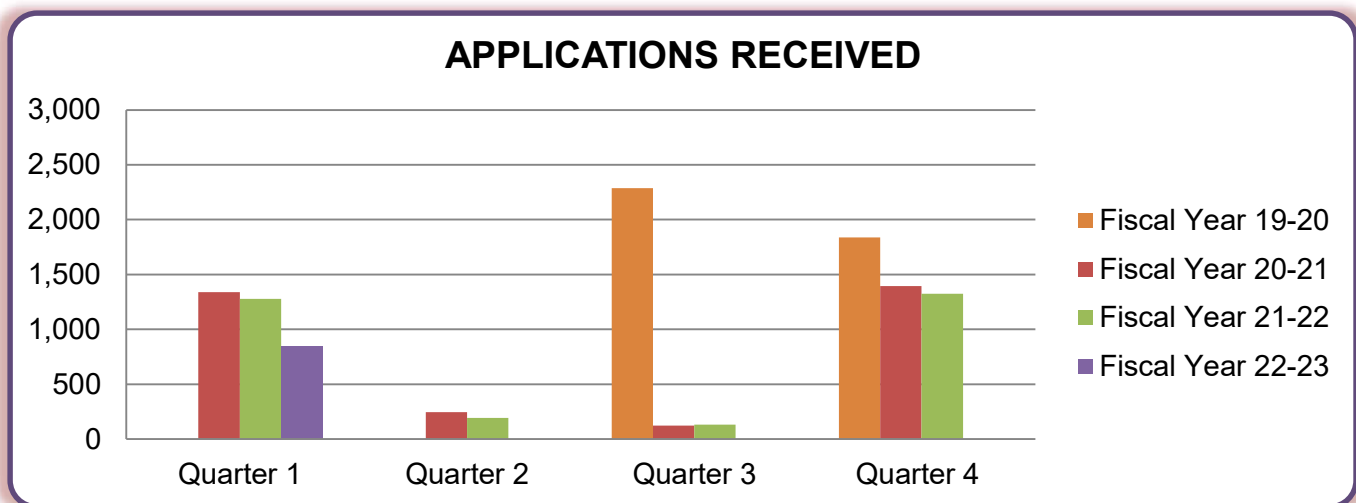


*Data provided pertains to initial Physician's and Surgeon's license applications and Transition from a PTL to a P&S License applications only and does not include data pertaining to Postgraduate Training Licenses.

Postgraduate Training License Applications Received* Fiscal Year History

Fiscal Year	Quarter 1	Quarter 2	Quarter 3	Quarter 4	TOTAL
Fiscal Year 22-23	845				845
Fiscal Year 21-22	1,277	191	131	1,325	2,924
Fiscal Year 20-21	1,337	246	122	1,394	3,099
Fiscal Year 19-20	N/A	N/A	2,285	1,837	4,122

*Applications Received data for the current quarter does not include applications received with monies that have not been deposited, as this process may take several weeks.



*Data provided pertains to Postgraduate Training Licenses only and does not include data pertaining to Physician's and Surgeon's applications.