

MEDICAL BOARD STAFF REPORT

DATE REPORT ISSUED: January 11, 2023
ATTENTION: Members, Medical Board of California
SUBJECT: Licensing Program Summary
STAFF CONTACT: Marina O'Connor, Chief of Licensing

REQUESTED ACTION:

This report is intended to provide the Members with an update on the Licensing Program at the Medical Board of California (Board).

PROGRAM UPDATE:

The Licensing Program continues to experience high application processing times, which is currently on average 86 days from the date received to the date of the initial review for Physician's and Surgeon's License applications, due to a high vacancy rate and high application volume over the 2022 calendar year. The number of applications received continues to decrease, which will assist the Board in reducing the application backlog. For Quarter 2 of Fiscal Year 2022-2023, the Board received 1,608 initial license applications (1,007 Physician's and Surgeon's (P&S) Initial License and Transition applications; 178 Postgraduate Training License (PTL) applications) and issued a total of 2,454 licenses (1,134 P&S licenses and 1,320 PTLs). For calendar year 2022, the Board received 9,279 P&S Initial License applications, which is almost twice as many received in 2021. In Quarter 2 of this fiscal year, the Board reviewed 2,797 applications (1,602 P&S Initial License and 1,195 PTL applications), which greatly exceeds the number of applications received.

The Licensing Program also continues to prioritize filling vacant positions as efficiently and effectively as possible.

Currently, the Board no longer provides paper applications for the Postgraduate Training License and the Transition from PTL to P&S License applications. Beginning February 1, 2023, the Board will no longer accept and process paper applications for these two application types submitted to the Board. The Licensing Program will eventually make the same transition with the P&S License application once it updates the online application.

COVID-19 Waiver Update

Pursuant to the Governor's Executive Order [N-39-20](#), during the State of Emergency, the Director of the California Department of Consumer Affairs may waive any statutory or regulatory professional licensing and training requirements pertaining to individuals licensed pursuant to Division 2 of the Business and Professions Code.

The Board sent a reminder to PTL applicants and the Licensing Program's internal email list of medical schools and postgraduate training programs regarding the January 31, 2023, deadline for individuals enrolled in a Board-approved postgraduate training program pursuant to BPC section 2065 and were required to obtain a PTL on or before

December 31, 2022. A DCA waiver issued September 29, 2022, extended the deadline to obtain a PTL for specific individuals to January 31, 2023.

WEBMASTER

The Licensing Program received 3,077 emails and responded to 3,074 via the Licensing Webmaster in Quarter 2 of the current fiscal year regarding topics such as application status checks, PTL expiration date extensions, and pocket cards.

CONSUMER INFORMATION UNIT

In Quarter 2 of FY 2022-2023, the Consumer Information Unit (CIU) received 19,022 calls, with an average wait time of 27 minutes. Five of the topics most responded to in CIU during this quarter were application status checks, complaint questions, physician and surgeon application questions, pocket licenses, and renewal questions. The Licensing Program is in the final stages of hiring two (2) Program Technician IIs. Once filled, CIU will be fully staffed for the first time since 2020, as the Program Technician positions have been very challenging to fill. The Licensing Program staff and other Board units continue to assist CIU to help minimize wait times.

WORKLOAD REPORT
as of December 31, 2022

CONSUMER INFORMATION UNIT Fiscal Year 22-23	2022- 2023	Quarter 1	Quarter 2	Quarter 3	Quarter 4
Total Calls Answered	30,831	16,375	14,456		
*Calls Requesting Call Back	13,749	7,326	6,423		
Calls Abandoned	11,054	5,876	5,178		

CONSUMER INFORMATION UNIT Fiscal Year 21-22	2021- 2022	Quarter 1	Quarter 2	Quarter 3	Quarter 4
Total Calls Answered	58,124	14,297	13,856	14,593	15,378
*Calls Requesting Call Back	17,923	4,450	3,236	4,874	5,363
Calls Abandoned	15,520	4,138	2,804	4,247	4,331
*Calls Requesting Call Back is a subset of Total Calls Answered					

PHYSICIAN & SURGEON DATA Fiscal Year 22-23	2022- 2023	Quarter 1	Quarter 2	Quarter 3	Quarter 4
P&S Initial License Apps Received	2,060	1,053	1,007		
P&S Transition Apps Received	1,448	1,025	423		
*Total P&S Applications Received	3,508	2,078	1,430		
Initial Reviews Completed	3,443	1,841	1,602		
Licenses Issued	3,699	2,565	1,134		
Renewals Issued	34,623	18,733	15,890		

PHYSICIAN & SURGEON DATA Fiscal Year 21-22	2021- 2022	Quarter 1	Quarter 2	Quarter 3	Quarter 4
P&S Initial License Apps Received	4,685	854	1,113	1,603	1,115
P&S Transition Apps Received	3,225	83	89	1,744	1,309
*Total P&S Applications Received	7,910	937	1,202	3,347	2,424
Initial Reviews Completed	7,004	1,029	1,122	2,346	2,507
Licenses Issued	6,932	1,818	857	1,497	2,760
Renewals Issued	70,742	18,166	18,195	19,326	15,055

POSTGRADUATE TRAINING LICENSE DATA Fiscal Year 22-23	2022- 2023	Quarter 1	Quarter 2	Quarter 3	Quarter 4
*Applications Received	1,450	1,272	178		
Initial Reviews Completed	2,383	1,188	1,195		
Licenses Issued	2,253	933	1,320		

POSTGRADUATE TRAINING LICENSE DATA Fiscal Year 21-22	2021- 2022	Quarter 1	Quarter 2	Quarter 3	Quarter 4
*Applications Received	2,924	1,277	191	131	1,325
Initial Reviews Completed	2,548	1,736	328	29	455
Licenses Issued	2,911	1,774	1,029	27	81

*Applications Received does not include applications received with monies that have not been deposited, as this process may take several weeks.

**WORKLOAD REPORT
as of December 31, 2022**

CATEGORIES OF APPLICATIONS REFERRED TO SENIOR REVIEW 2* Fiscal Year 22-23	2022-2023	Quarter 1	Quarter 2	Quarter 3	Quarter 4
Alcohol/Drugs	17	11	6		
PG/Medical Knowledge	75	37	38		
Convictions	11	6	5		
Other	26	6	20		

CATEGORIES OF APPLICATIONS REFERRED TO SENIOR REVIEW 2* Fiscal Year 21-22	2021-2022	Quarter 1	Quarter 2	Quarter 3	Quarter 4
Alcohol/Drugs	16	4	4	5	3
PG/Medical Knowledge	75	12	23	12	28
Convictions	15	8	3	4	0
Other	33	5	6	12	10

*One application may be counted in more than one category.

LICENSED MIDWIVES Fiscal Year 22-23	2022-2023	Quarter 1	Quarter 2	Quarter 3	Quarter 4
Applications Received	13	9	4		
Licenses Issued	17	11	6		
Licenses Renewed	107	53	54		

LICENSED MIDWIVES Fiscal Year 21-22	2021-2022	Quarter 1	Quarter 2	Quarter 3	Quarter 4
Applications Received	31	7	5	9	10
Licenses Issued	31	11	4	7	9
Licenses Renewed	206	42	66	45	53

FICTITIOUS NAME PERMIT Fiscal Year 22-23	2022-2023	Quarter 1	Quarter 2	Quarter 3	Quarter 4
P&S - FNP Received	882	454	428		
P&S - FNP Issued	893	492	401		
P&S - FNP Renewed	2,389	1,370	1,019		
Podiatric FNP Received	15	8	7		
Podiatric FNP Issued	13	6	7		
Podiatric FNP Renewed	58	30	28		

FICTITIOUS NAME PERMIT Fiscal Year 21-22	2021-2022	Quarter 1	Quarter 2	Quarter 3	Quarter 4
P&S - FNP Received	1,733	436	402	421	474
P&S - FNP Issued	1,502	423	332	338	409
P&S - FNP Renewed	5,261	1,300	1,117	1,496	1,348
Podiatric FNP Received	24	5	9	9	1
Podiatric FNP Issued	21	6	6	3	6
Podiatric FNP Renewed	131	31	15	45	40

WORKLOAD REPORT
as of December 31, 2022

POLYSOMNOGRAPHY Fiscal Year 22-23	2022- 2023	Quarter 1	Quarter 2	Quarter 3	Quarter 4
Trainee Applications Received	7	5	2		
Trainee Registrations Issued	13	10	3		
Trainee Registrations Renewed	6	1	5		
Technician Applications Received	5	4	1		
Technician Registrations Issued	7	5	2		
Technician Registrations Renewed	31	18	13		
Technologist Applications Received	17	12	5		
Technologist Registrations Issued	23	13	10		
Technologist Registrations Renewed	223	117	106		

POLYSOMNOGRAPHY Fiscal Year 21-22	2021- 2022	Quarter 1	Quarter 2	Quarter 3	Quarter 4
Trainee Applications Received	24	5	7	4	8
Trainee Registrations Issued	23	9	4	3	7
Trainee Registrations Renewed	14	7	3	3	1
Technician Applications Received	18	8	5	1	4
Technician Registrations Issued	23	13	1	5	4
Technician Registrations Renewed	51	15	13	10	13
Technologist Applications Received	38	5	6	7	20
Technologist Registrations Issued	28	5	2	8	13
Technologist Registrations Renewed	155	59	34	32	30

RESEARCH PSYCHOANALYST Fiscal Year 22-23	2022- 2023	Quarter 1	Quarter 2	Quarter 3	Quarter 4
RP Applications Received	3	3	0		
RP Licenses Issued	2	1	1		
RP Licenses Renewed	7	5	2		

RESEARCH PSYCHOANALYST Fiscal Year 21-22	2021- 2022	Quarter 1	Quarter 2	Quarter 3	Quarter 4
RP Applications Received	8	1	3	2	2
RP Licenses Issued	11	4	2	2	3
RP Licenses Renewed	63	1	35	22	5

WORKLOAD REPORT
as of December 31, 2022

SPECIAL PROGRAMS Fiscal Year 22-23	2022-2023	Quarter 1	Quarter2	Quarter 3	Quarter 4
2111 Applications Received	15	10	5		
2111 Applications Reviewed	16	9	7		
2111 Permits Issued	17	9	8		
2111 Permits Renewed	22	12	10		
2112 Applications Received	0	0	0		
2112 Applications Reviewed	0	0	0		
2112 Permits Issued	0	0	0		
2112 Permits Renewed	0	0	0		
2113 Applications Received	12	7	5		
2113 Applications Reviewed	12	5	7		
2113 Permits Issued	20	13	7		
2113 Permits Renewed	23	15	8		
2168 Applications Received	1	1	0		
2168 Applications Reviewed	2	1	1		
2168 Permits Issued	0	0	0		
2168 Permits Renewed	10	8	2		

SPECIAL PROGRAMS Fiscal Year 21-22	2021-2022	Quarter 1	Quarter2	Quarter 3	Quarter 4
2111 Applications Received	19	3	7	1	8
2111 Applications Reviewed	19	3	4	5	7
2111 Permits Issued	17	3	4	4	6
2111 Permits Renewed	57	4	16	19	18
2112 Applications Received	0	0	0	0	0
2112 Applications Reviewed	0	0	0	0	0
2112 Permits Issued	1	0	1	0	0
2112 Permits Renewed	15	0	0	13	2
2113 Applications Received	30	4	5	12	9
2113 Applications Reviewed	31	4	5	13	9
2113 Permits Issued	26	9	2	4	11
2113 Permits Renewed	29	9	8	0	12
2168 Applications Received	3	0	2	0	1
2168 Applications Reviewed	3	0	2	0	1
2168 Permits Issued	1	0	0	0	1
2168 Permits Renewed	9	3	3	0	3

2111 - Visiting Fellow (doesn't satisfy postgraduate training required for licensure)

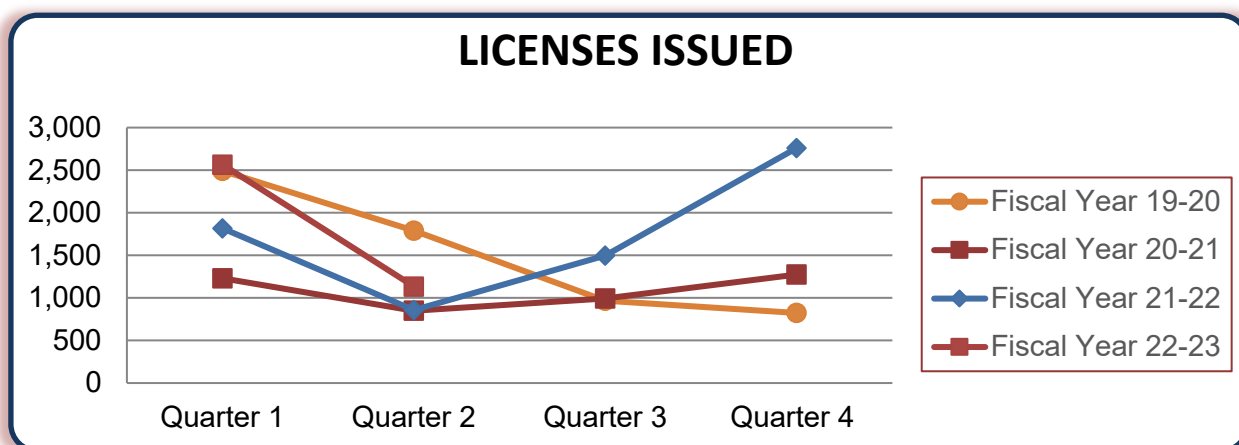
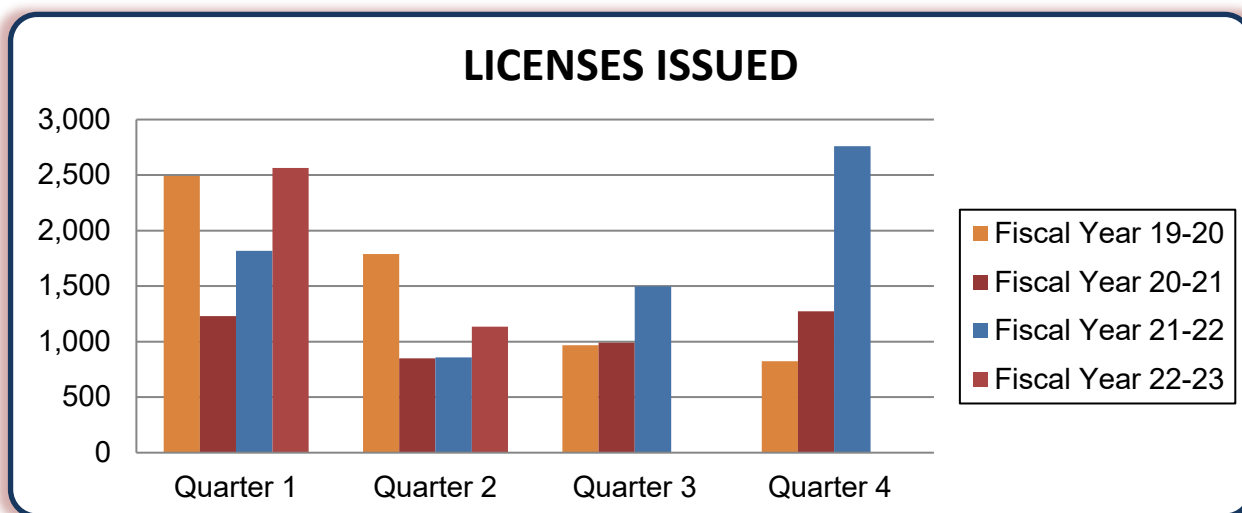
2112 - Hospital Fellowship Program Non-Citizen (doesn't satisfy postgraduate training required for licensure)

2113 - Medical School Faculty Member (may satisfy postgraduate training required for licensure)

2168 - Special Faculty Permit (academically eminent; unrestricted practice within sponsoring medical school - not eligible for licensure)

**Physician's and Surgeon's Licenses Issued*
Four Fiscal Year History**

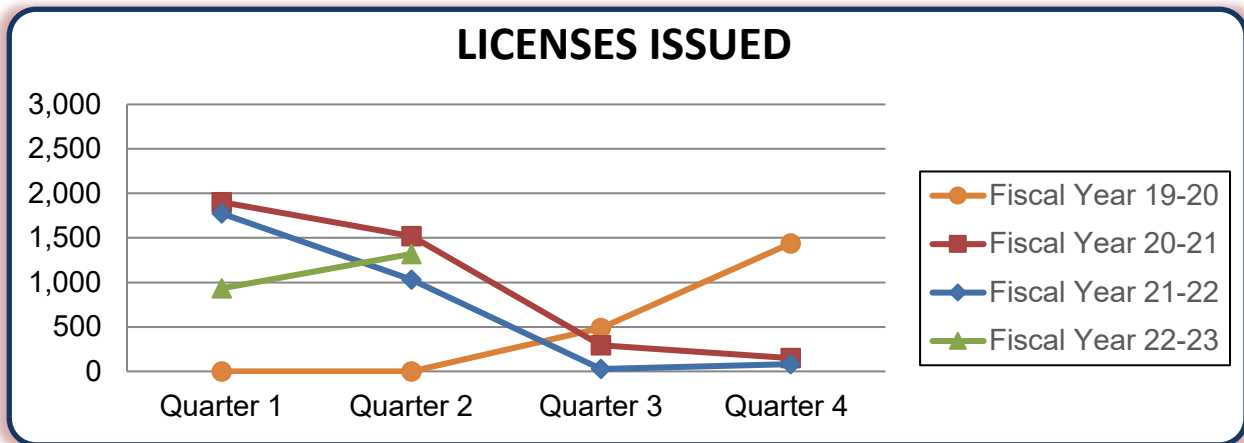
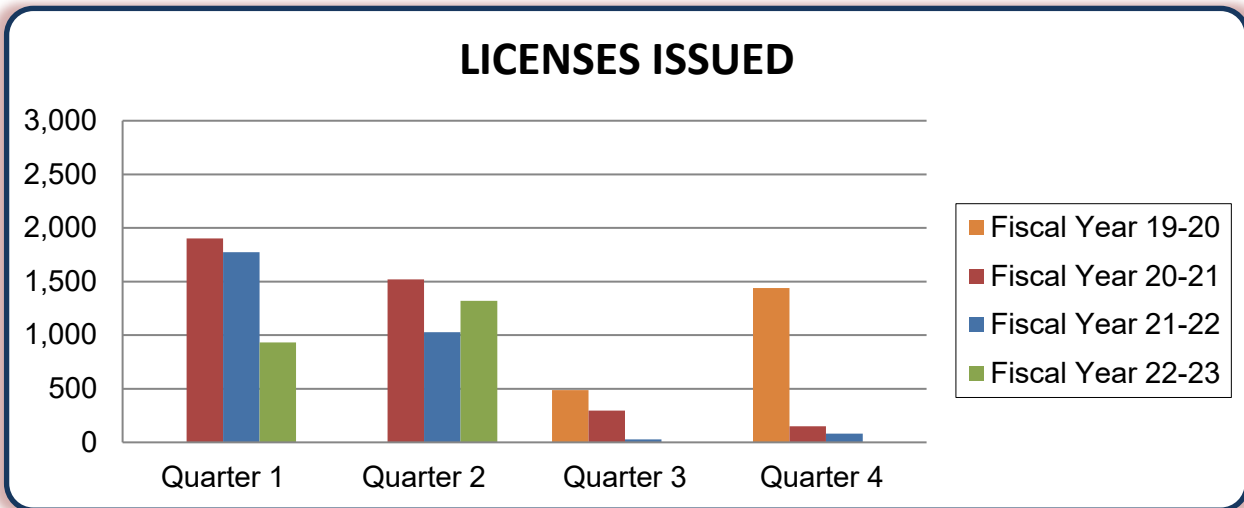
Fiscal Year	Quarter 1	Quarter 2	Quarter 3	Quarter 4	TOTAL
Fiscal Year 22-23	2,565	1,134			3,699
Fiscal Year 21-22	1,818	857	1,497	2,760	6,932
Fiscal Year 20-21	1,229	849	992	1,274	4,344
Fiscal Year 19-20	2,491	1,790	968	823	6,072



*Data provided pertains to Physician's and Surgeon's licenses only and does not include data pertaining to Postgraduate Training Licenses.

**Postgraduate Training Licenses Issued*
Fiscal Year History**

Fiscal Year	Quarter 1	Quarter 2	Quarter 3	Quarter 4	TOTAL
Fiscal Year 22-23	933	1,320			2,253
Fiscal Year 21-22	1,774	1,029	27	81	2,911
Fiscal Year 20-21	1,902	1,519	295	149	3,865
Fiscal Year 19-20	0	0	487	1,438	1,925

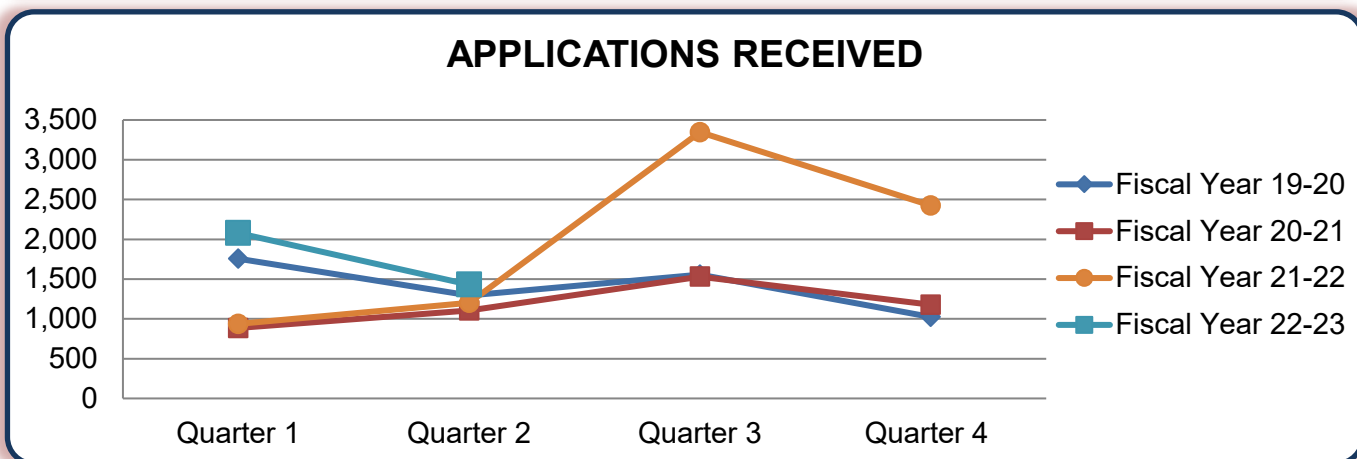
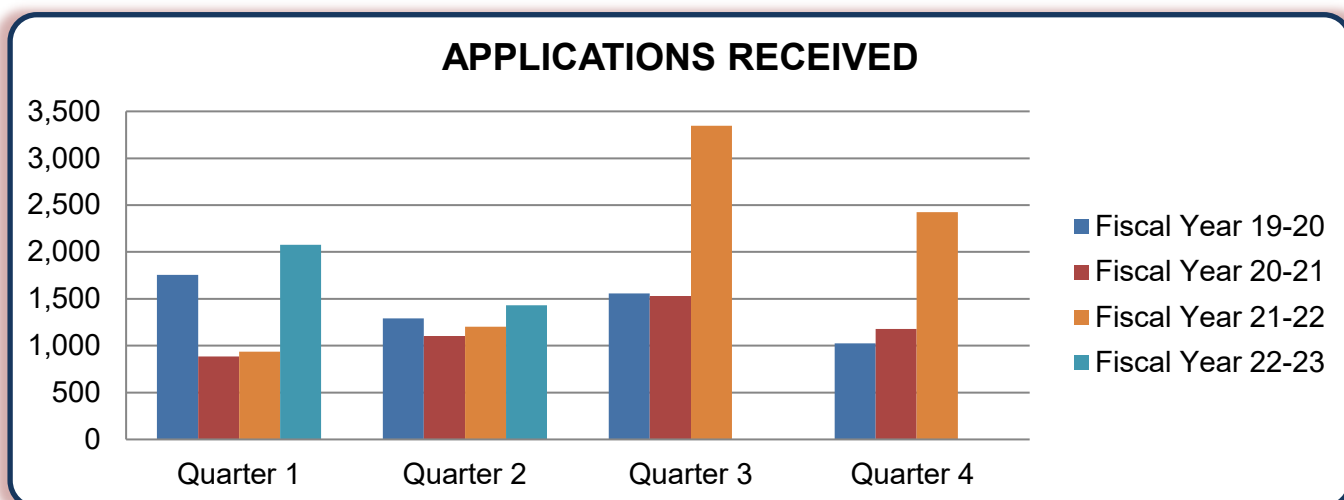


*Data provided pertains to Postgraduate Training Licenses only and does not include data pertaining to Physician's and Surgeon's Licenses.

**Physician's and Surgeon's Applications Received*
Four Fiscal Year History**

Fiscal Year	Quarter 1	Quarter 2	Quarter 3	Quarter 4	TOTAL
Fiscal Year 22-23	2,078	1,430			3,508
Fiscal Year 21-22	937	1,202	3,347	2,424	7,910
Fiscal Year 20-21	886	1,105	1,530	1,178	4,699
Fiscal Year 19-20	1,756	1,293	1,556	1,024	5,629

Applications Received data for the current quarter does not include applications received with monies that have not been deposited, as this process may take several weeks.

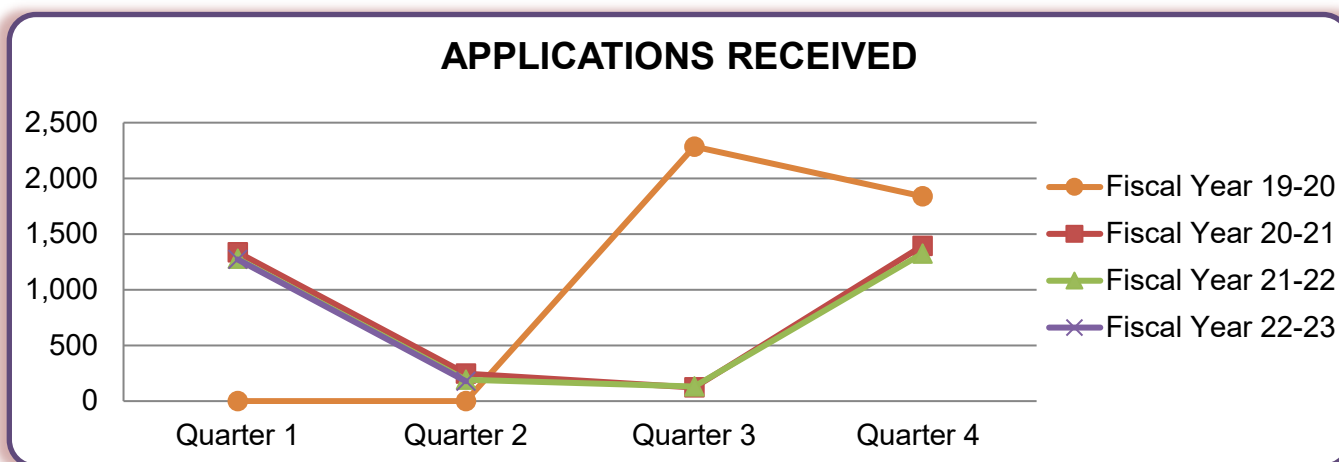
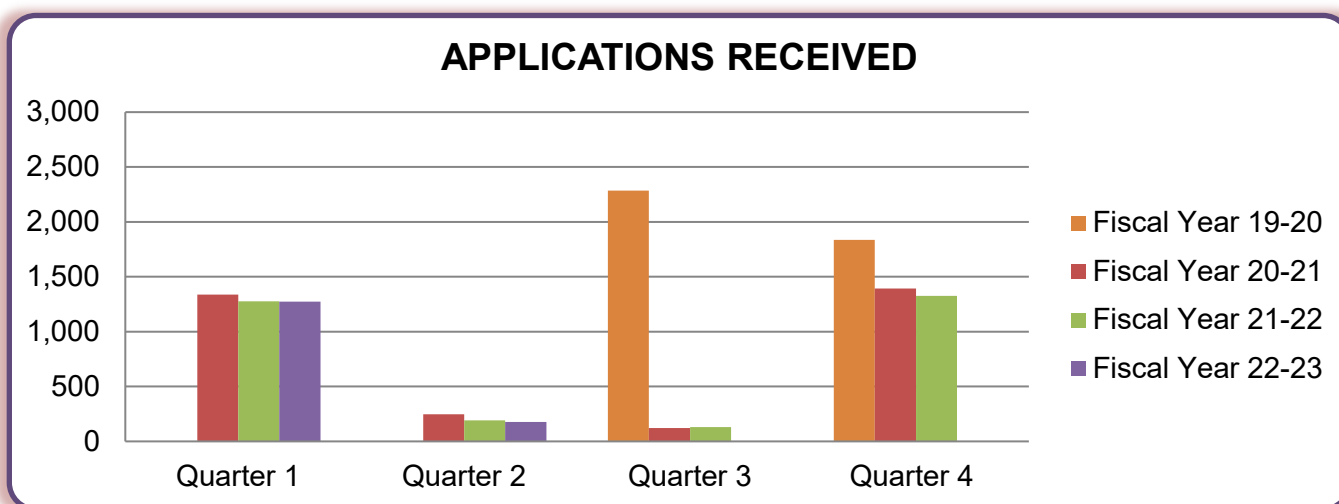


*Data provided pertains to initial Physician's and Surgeon's license applications and Transition from a PTL to a P&S License applications only and does not include data pertaining to Postgraduate Training Licenses.

Postgraduate Training License Applications Received* Fiscal Year History

Fiscal Year	Quarter 1	Quarter 2	Quarter 3	Quarter 4	TOTAL
Fiscal Year 22-23	1,272	178			1,450
Fiscal Year 21-22	1,277	191	131	1,325	2,924
Fiscal Year 20-21	1,337	246	122	1,394	3,099
Fiscal Year 19-20	N/A	N/A	2,285	1,837	4,122

*Applications Received data for the current quarter does not include applications received with monies that have not been deposited, as this process may take several weeks.



*Data provided pertains to Postgraduate Training Licenses only and does not include data pertaining to Physician's and Surgeon's applications.