

DATE REPORT ISSUED: November 21, 2024
ATTENTION: Members, Medical Board of California
SUBJECT: Licensing Program Summary
STAFF CONTACT: Douglas Hock, Chief of Licensing

REQUESTED ACTION

This report is intended to provide the Members with an update on the Licensing Program at the Medical Board of California (Board).

PROGRAM UPDATE

In Quarter 1 of Fiscal Year (FY) 2024-2025, the Board received 2,376 initial license applications (924 Physician's and Surgeon's (P&S) License applications, 532 Transition applications; 920 Postgraduate Training License (PTL) applications) and issued a total of 4,138 licenses (2,174 P&S licenses and 1,964 PTLs).

FORMS UPDATE

The Licensing Program updated the Certificate of Completion of ACGME/RCPSC/CFPC Postgraduate Training (Form PTA/B) form by removing the notary and seal sections and updating language stating the form can only be submitted through the Board's Direct Online Certification Submission (DOCS) Portal. Additionally, it clarifies that the form is exclusively for applicants.

The Licensing Program also updated the Initial License Renewal Verification of ACGME/RCPSC/CFPC Postgraduate Training (Form ILR) form to reflect that it can be signed up to 30 days prior to the completion of training required for initial renewal. Additionally, it clarifies that the form is exclusively for licensees.

The Licensing Program also updated the Postgraduate Training License Enrollment (Form EF) form to indicate the Postgraduate Training License (PTL) will be valid for 36 months and added "Fellowship" as a program type. In addition, the research question was removed since the Board no longer needs this information when applicants apply for a PTL.

These changes will ease the completion of the forms and reduce form deficiencies.

WEBSITE UPDATE

The Board's website was updated to allow verification of whether a medical school or postgraduate training program is registered with the Board's DOCS Portal. Applicants can now verify their medical school's or training program's DOCS registration on the Board's website, ideally avoiding unnecessary delays in submitting these documents to the Board.

Starting with licenses that expire June 30, 2025, the Board will no longer mail paper license renewal notices and forms to P&S licensees. Those with a P&S license that expires June 30, 2025, or later, will be required to renew online through their BreEZe account. The Board will continue to email renewal reminders to the licensee's email address on file.

This change is being made to reduce Board costs and increase efficiency.

BREEZE UPDATE

Applicants previously licensed in California can now apply online through the BreEZe system. Previously, these applicants were required to mail in paper applications.

WEBMASTER

The Licensing Program responded to 2,574 emails from the Licensing Webmaster in Quarter 1 of the current fiscal year. The most responded topics during this quarter were application status checks, first-time license renewals, and continuing medical education questions.

OUTREACH

In Quarter 1 of FY 2024-2025, the Board's licensing staff and management conducted 11 outreach events on the licensure process and requirements, which included eight live webinars and three in-person presentations.

CONSUMER INFORMATION UNIT

In Quarter 1 of FY 2024-2025, the Consumer Information Unit (CIU) received 17,087 calls, with an average wait time of five minutes. Three of the topics most responded to in CIU during this quarter were complaint questions, complaint forms mailed, and BreEZe tech support questions.

**WORKLOAD REPORT
as of September 30, 2024**

CONSUMER INFORMATION UNIT Fiscal Year 24-25	2024-2025	Quarter 1	Quarter 2	Quarter 3	Quarter 4
Total Calls Answered	13,443	13,443			
*Calls Requesting Call Back	2,685	2,685			
Calls Abandoned	1,792	1,792			

CONSUMER INFORMATION UNIT Fiscal Year 23-24	2023-2024	Quarter 1	Quarter 2	Quarter 3	Quarter 4
Total Calls Answered	54,782	14,561	13,304	13,427	13,490
*Calls Requesting Call Back	18,674	5,239	4,981	3,917	4,537
Calls Abandoned	11,241	3,320	3,225	2,581	2,115
*Calls Requesting Call Back is a subset of Total Calls Answered					

PHYSICIAN & SURGEON DATA Fiscal Year 24-25	2024-2025	Quarter 1	Quarter 2	Quarter 3	Quarter 4
P&S Initial License Apps Received	924	924			
P&S Transition Apps Received	532	532			
*Total P&S Applications Received	1,456	1,456			
Initial Reviews Completed	1,454	1,454			
Licenses Issued	2,174	2,174			
Renewals Issued	19,246	19,246			

PHYSICIAN & SURGEON DATA Fiscal Year 23-24	2023-2024	Quarter 1	Quarter 2	Quarter 3	Quarter 4
P&S Initial License Apps Received	5,094	946	1,302	1,722	1,124
P&S Transition Apps Received	2,359	769	340	621	629
*Total P&S Applications Received	7,453	1,715	1,642	2,343	1,753
Initial Reviews Completed	10,557	3,445	2,626	2,524	1,962
Licenses Issued	9,806	3,763	1,207	2,750	2,086
Renewals Issued	72,685	18,553	16,861	18,820	18,451

POSTGRADUATE TRAINING LICENSE DATA Fiscal Year 24-25	2024-2025	Quarter 1	Quarter 2	Quarter 3	Quarter 4
*Applications Received	920	920			
Initial Reviews Completed	1,772	1,772			
Licenses Issued	1,964	1,964			

POSTGRADUATE TRAINING LICENSE DATA Fiscal Year 23-24	2023-2024	Quarter 1	Quarter 2	Quarter 3	Quarter 4
*Applications Received	3,026	892	58	277	1,799
Initial Reviews Completed	4,013	846	2,053	24	1,090
Licenses Issued	3,167	270	2,538	119	240

*Applications Received does not include applications received with monies that have not been deposited, as this process may take several weeks.

**WORKLOAD REPORT
as of September 30, 2024**

CATEGORIES OF APPLICATIONS REFERRED TO SENIOR REVIEW 2* Fiscal Year 24-25	2024-2025	Quarter 1	Quarter 2	Quarter 3	Quarter 4
Alcohol/Drugs	5	5			
PG/Medical Knowledge	29	29			
Convictions	4	4			
Other	6	6			

CATEGORIES OF APPLICATIONS REFERRED TO SENIOR REVIEW 2* Fiscal Year 23-24	2023-2024	Quarter 1	Quarter 2	Quarter 3	Quarter 4
Alcohol/Drugs	21	5	3	7	6
PG/Medical Knowledge	90	26	25	18	21
Convictions	23	4	8	7	4
Other	32	6	10	12	4
*One application may be counted in more	0				

LICENSED MIDWIVES Fiscal Year 24-25	2024-2025	Quarter 1	Quarter 2	Quarter 3	Quarter 4
Applications Received	9	9			
Licenses Issued	8	8			
Licenses Renewed	50	50			

LICENSED MIDWIVES Fiscal Year 23-24	2023-2024	Quarter 1	Quarter 2	Quarter 3	Quarter 4
Applications Received	26	11	5	7	3
Licenses Issued	26	11	6	8	1
Licenses Renewed	219	53	53	53	60

FICTITIOUS NAME PERMIT Fiscal Year 24-25	2024-2025	Quarter 1	Quarter 2	Quarter 3	Quarter 4
P&S - FNP Received	508	508			
P&S - FNP Issued	493	493			
P&S - FNP Renewed	1,330	1,330			
Podiatric FNP Received	6	6			
Podiatric FNP Issued	10	10			
Podiatric FNP Renewed	31	31			

FICTITIOUS NAME PERMIT Fiscal Year 23-24	2023-2024	Quarter 1	Quarter 2	Quarter 3	Quarter 4
P&S - FNP Received	1,876	485	420	483	488
P&S - FNP Issued	1,713	474	400	410	429
P&S - FNP Renewed	5,280	1,232	1,287	1,462	1,299
Podiatric FNP Received	28	7	6	9	6
Podiatric FNP Issued	23	8	5	8	2
Podiatric FNP Renewed	98	21	23	24	30

**WORKLOAD REPORT
as of September 30, 2024**

POLYSOMNOGRAPHY Fiscal Year 24-25	2024-2025	Quarter 1	Quarter 2	Quarter 3	Quarter 4
Trainee Applications Received	16	16			
Trainee Registrations Issued	18	18			
Trainee Registrations Renewed	5	5			
Technician Applications Received	10	10			
Technician Registrations Issued	7	7			
Technician Registrations Renewed	14	14			
Technologist Applications Received	8	8			
Technologist Registrations Issued	9	9			
Technologist Registrations Renewed	130	130			

POLYSOMNOGRAPHY Fiscal Year 23-24	2023-2024	Quarter 1	Quarter 2	Quarter 3	Quarter 4
Trainee Applications Received	58	9	12	21	16
Trainee Registrations Issued	54	13	9	15	17
Trainee Registrations Renewed	13	5	4	2	2
Technician Applications Received	24	2	8	8	6
Technician Registrations Issued	25	4	7	3	11
Technician Registrations Renewed	53	15	6	18	14
Technologist Applications Received	40	9	12	10	9
Technologist Registrations Issued	37	9	12	7	9
Technologist Registrations Renewed	173	56	43	29	45

RESEARCH PSYCHOANALYST Fiscal Year 24-25	2024-2025	Quarter 1	Quarter 2	Quarter 3	Quarter 4
RP Applications Received	2	2			
RP Licenses Issued	3	3			
RP Licenses Renewed	7	7			

RESEARCH PSYCHOANALYST Fiscal Year 23-24	2023-2024	Quarter 1	Quarter 2	Quarter 3	Quarter 4
RP Applications Received	6	1	2	0	3
RP Licenses Issued	5	1	3	0	1
RP Licenses Renewed	65	0	38	23	4

**WORKLOAD REPORT
as of September 30, 2024**

SPECIAL PROGRAMS Fiscal Year 24-25	2024-2025	Quarter 1	Quarter2	Quarter 3	Quarter 4
2111 Applications Received	2	2			
2111 Applications Reviewed	1	1			
2111 Permits Issued	1	1			
2111 Permits Renewed	1	1			
2112 Applications Received	1	1			
2112 Applications Reviewed	1	1			
2112 Permits Issued	0	0			
2112 Permits Renewed	0	0			
2113 Applications Received	9	9			
2113 Applications Reviewed	11	11			
2113 Permits Issued	14	14			
2113 Permits Renewed	9	9			
2168 Applications Received	2	2			
2168 Applications Reviewed	0	0			
2168 Permits Issued	0	0			
2168 Permits Renewed	5	5			

SPECIAL PROGRAMS Fiscal Year 23-24	2023-2024	Quarter 1	Quarter2	Quarter 3	Quarter 4
2111 Applications Received	19	6	2	9	2
2111 Applications Reviewed	21	5	4	10	2
2111 Permits Issued	19	5	4	9	1
2111 Permits Renewed	16	5	4	3	4
2112 Applications Received	0	0	0	0	0
2112 Applications Reviewed	0	0	0	0	0
2112 Permits Issued	0	0	0	0	0
2112 Permits Renewed	0	0	0	0	0
2113 Applications Received	41	6	11	13	11
2113 Applications Reviewed	43	9	4	20	10
2113 Permits Issued	38	16	2	12	8
2113 Permits Renewed	50	9	8	10	23
2168 Applications Received	2	0	2	0	0
2168 Applications Reviewed	2	0	2	0	0
2168 Permits Issued	2	0	0	1	1
2168 Permits Renewed	10	4	2	0	4

2111 - Visiting Fellow (doesn't satisfy postgraduate training required for licensure)

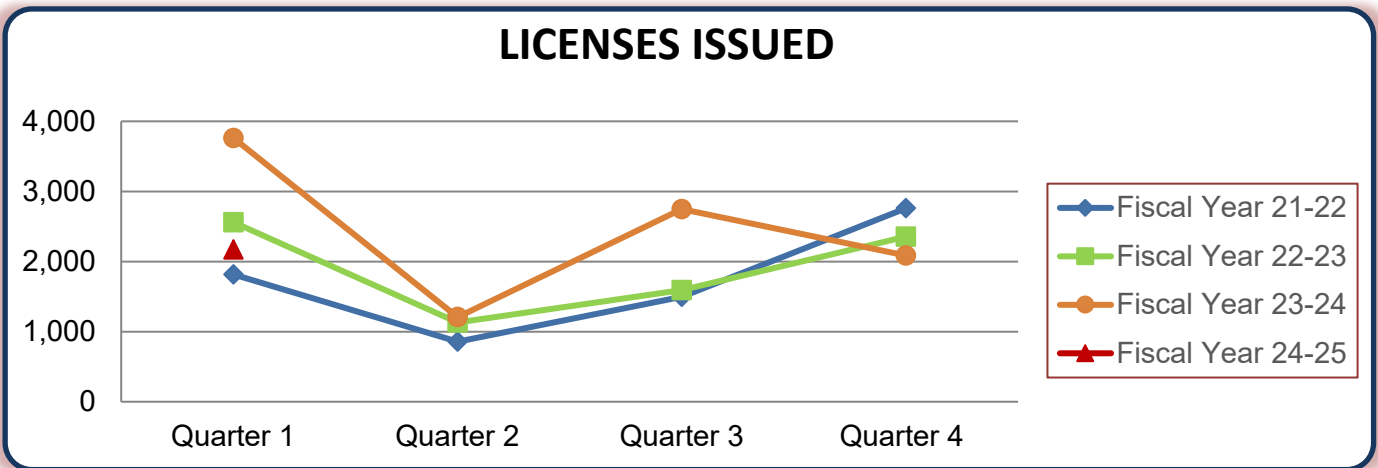
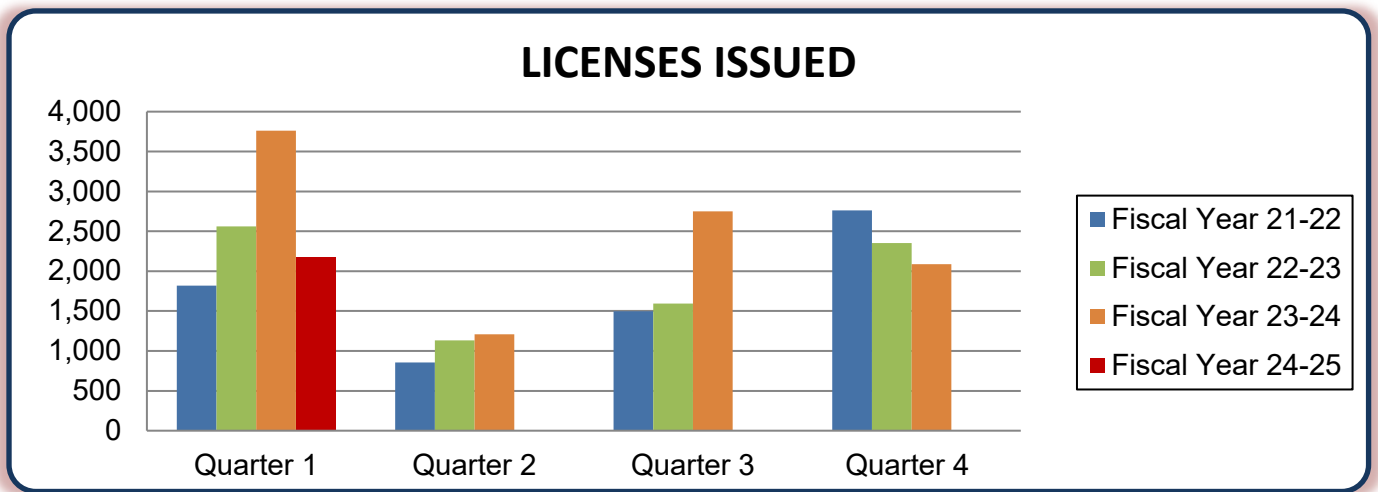
2112 - Hospital Fellowship Program Non-Citizen (doesn't satisfy postgraduate training required for licensure)

2113 - Medical School Faculty Member (may satisfy postgraduate training required for licensure)

2168 - Special Faculty Permit (academically eminent; unrestricted practice within sponsoring medical school - not eligible for licensure)

**Physician's and Surgeon's Licenses Issued*
Four Fiscal Year History**

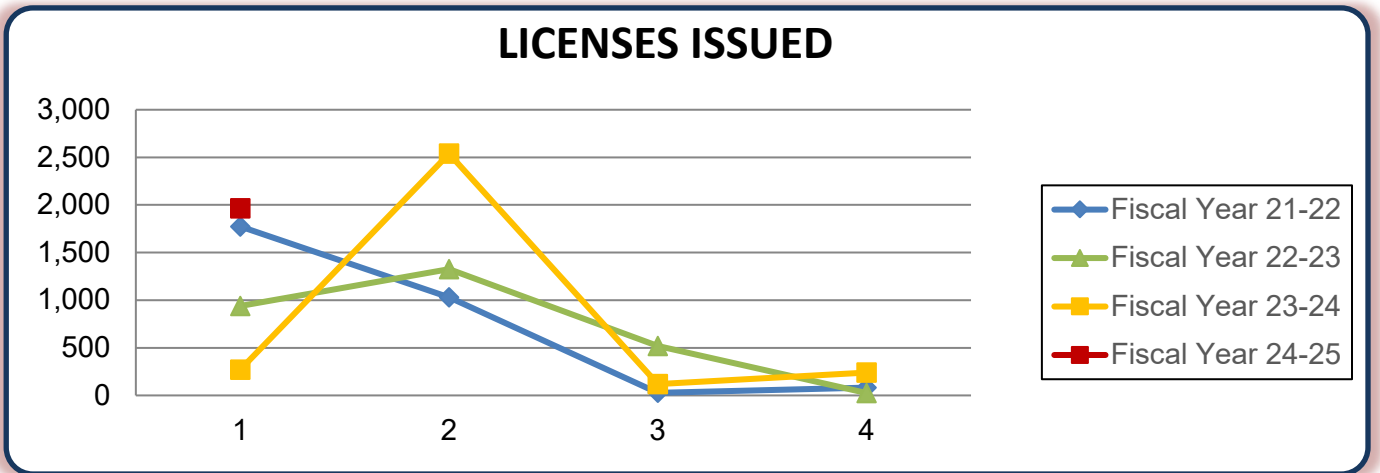
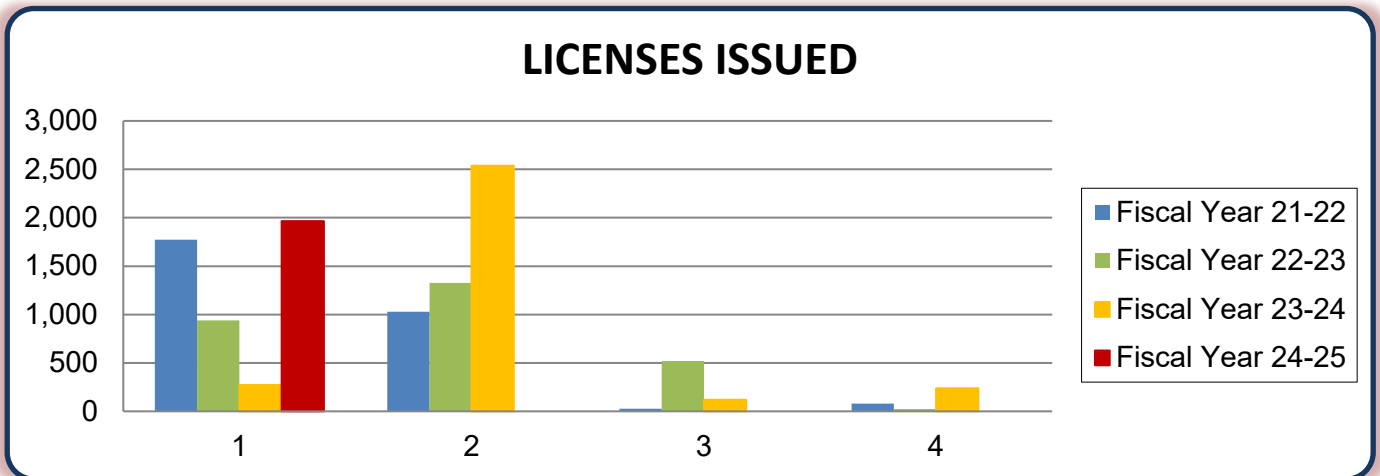
Fiscal Year	Quarter 1	Quarter 2	Quarter 3	Quarter 4	TOTAL
Fiscal Year 24-25	2,174				2,174
Fiscal Year 23-24	3,763	1,207	2,750	2,086	9,806
Fiscal Year 22-23	2,561	1,131	1,593	2,354	7,639
Fiscal Year 21-22	1,818	857	1,497	2,760	6,932



*Data provided pertains to Physician's and Surgeon's licenses only and does not include data

**Postgraduate Training Licenses Issued*
Fiscal Year History**

Fiscal Year	Quarter 1	Quarter 2	Quarter 3	Quarter 4	TOTAL
Fiscal Year 24-25	1,964				1,964
Fiscal Year 23-24	270	2,538	119	240	3,167
Fiscal Year 22-23	939	1,326	520	25	2,810
Fiscal Year 21-22	1,774	1,029	27	81	2,911

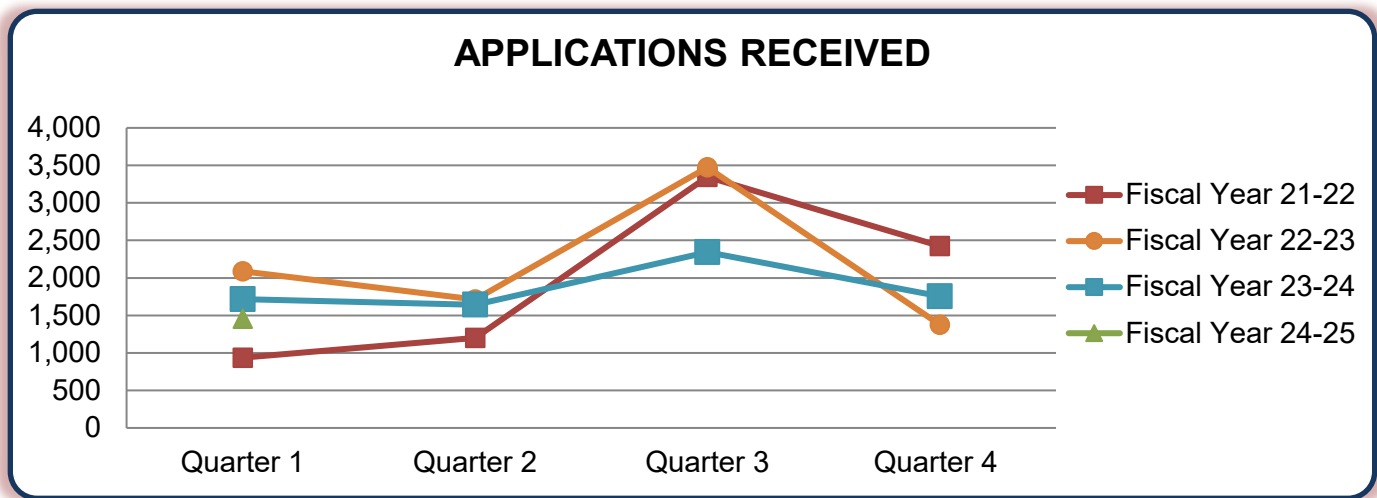
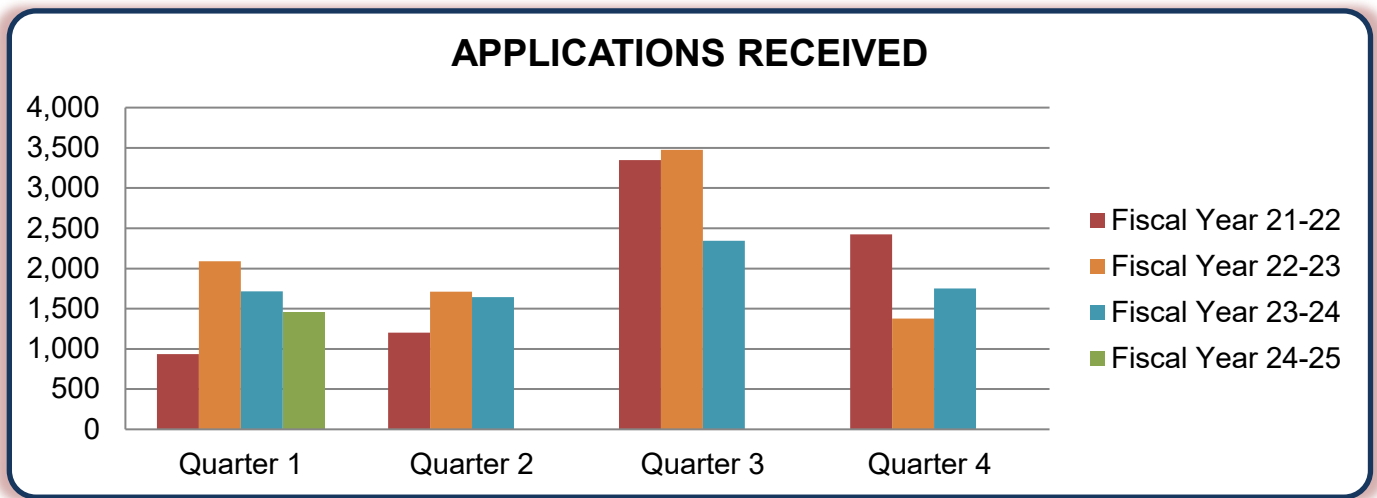


*Data provided pertains to Postgraduate Training Licenses only and does not include data pertaining to Physician's and Surgeon's Licenses.

**Physician's and Surgeon's Applications Received*
Four Fiscal Year History**

Fiscal Year	Quarter 1	Quarter 2	Quarter 3	Quarter 4	TOTAL
Fiscal Year 24-25	1,456				1,456
Fiscal Year 23-24	1,715	1,642	2,343	1,753	7,453
Fiscal Year 22-23	2,088	1,711	3,473	1,377	8,649
Fiscal Year 21-22	937	1,202	3,347	2,424	7,910

Applications Received data for the current quarter does not include applications received with monies that have not been deposited, as this process may take several weeks.

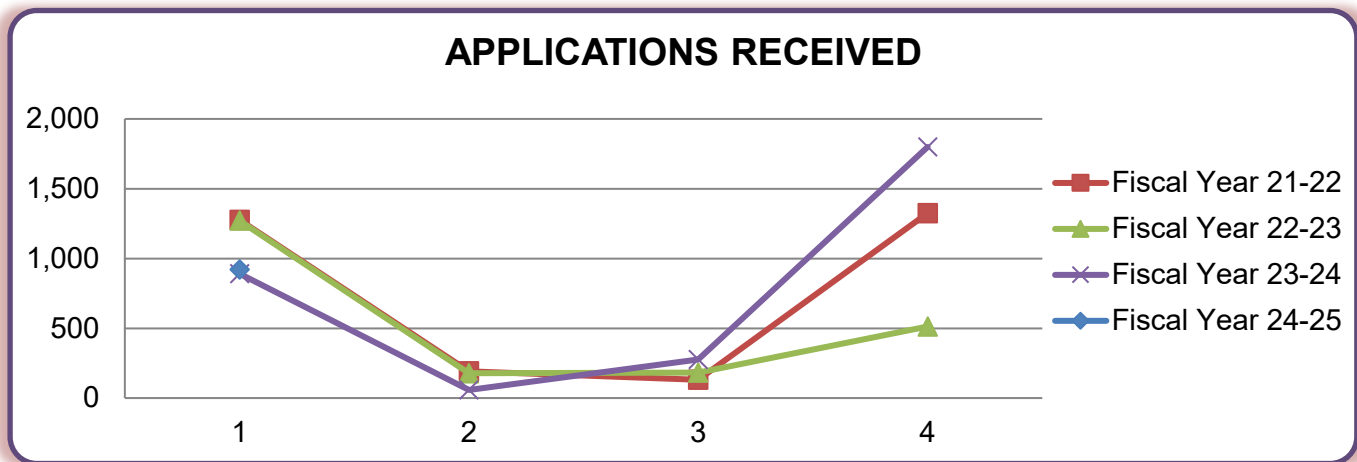
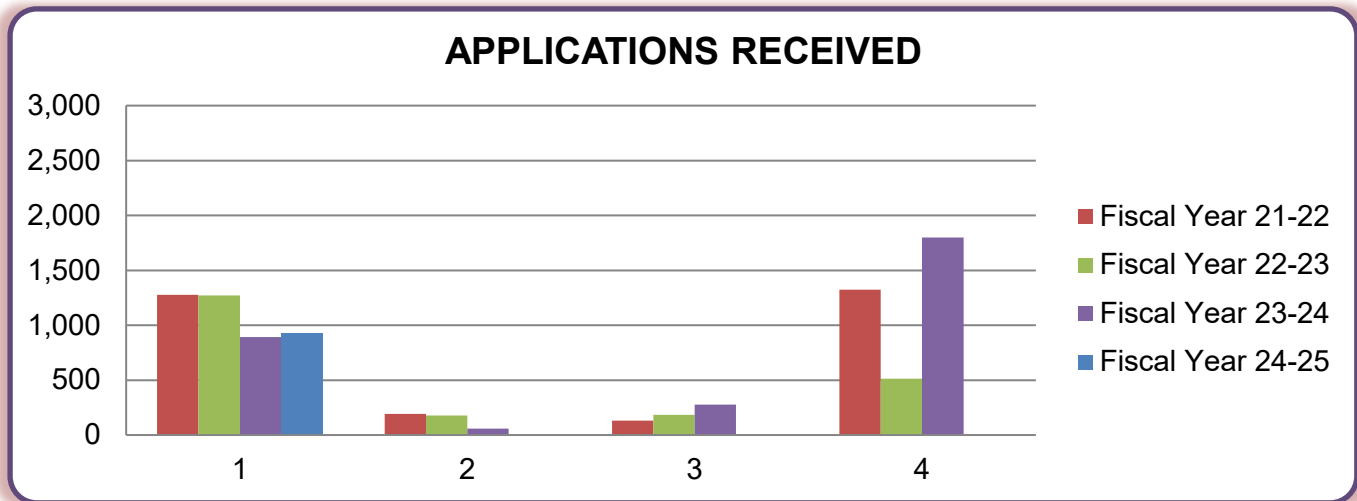


*Data provided pertains to initial Physician's and Surgeon's license applications and Transition from a PTL to a P&S License applications only and does not include data pertaining to Postgraduate Training Licenses.

Postgraduate Training License Applications Received* Fiscal Year History

Fiscal Year	Quarter 1	Quarter 2	Quarter 3	Quarter 4	TOTAL
Fiscal Year 24-25	920				920
Fiscal Year 23-24	892	58	277	1,799	3,026
Fiscal Year 22-23	1,271	178	183	513	2,145
Fiscal Year 21-22	1,277	191	131	1,325	2,924

*Applications Received data for the current quarter does not include applications received with monies that have not been deposited, as this process may take several weeks.



*Data provided pertains to Postgraduate Training Licenses only and does not include data pertaining to Physician's and Surgeon's applications.