

2012 Western Regional Conference

ER to IR to the ER

The Oxycontin-Oxycodone transition

An evaluation tool for the legitimacy of opioid prescribing

- Number of ER visits from non-medical abuse of Rx narcotics rose 256% between 2004-2009
- In Maine, the state's Office of Substance Abuse reported more than 4 million prescription painkiller pills had been legally prescribed in 2010 -- 5 times the amount legally prescribed in 2006.
- In Ohio, the number of pain pills prescribed has risen by 900% since 1997.
- 1997 production quota of OxyContin is 8.3 tons
- 2011 production quota of OxyContin is 105 tons
- <http://www.salem-news.com/articles/october182011/dea-enablers-ms.php>

A Recent History of Opioid Consumption/Prescribing in the U.S.

- **Compromised prescribers in the greater Los Angeles area**
 - Older physicians, financially troubled, not present at clinic
 - Usually “supervising” one or more Physician Assistants
- **Monotony of Prescribing of OxyContin 80 mg Qty 90**
 - Maximum Monthly Amount Allowed by Most Part D Plans
 - Organized Crime Involved-Disciplined Billing (Once per month)
 - Equates to 7200 mg of Oxycodone per month per beneficiary

Medicare Part D Billing Prior to September 2010

- **September of 2010**

- Complete change of prescribing across the board
- Oxycodone 30 mg replaces OxyContin 80 mg
- Usual prescription is now Oxy 30 mg Qty 240
- Maximum allowed by most Part D Plans
- Also equates to 7200 mg per month per beneficiary

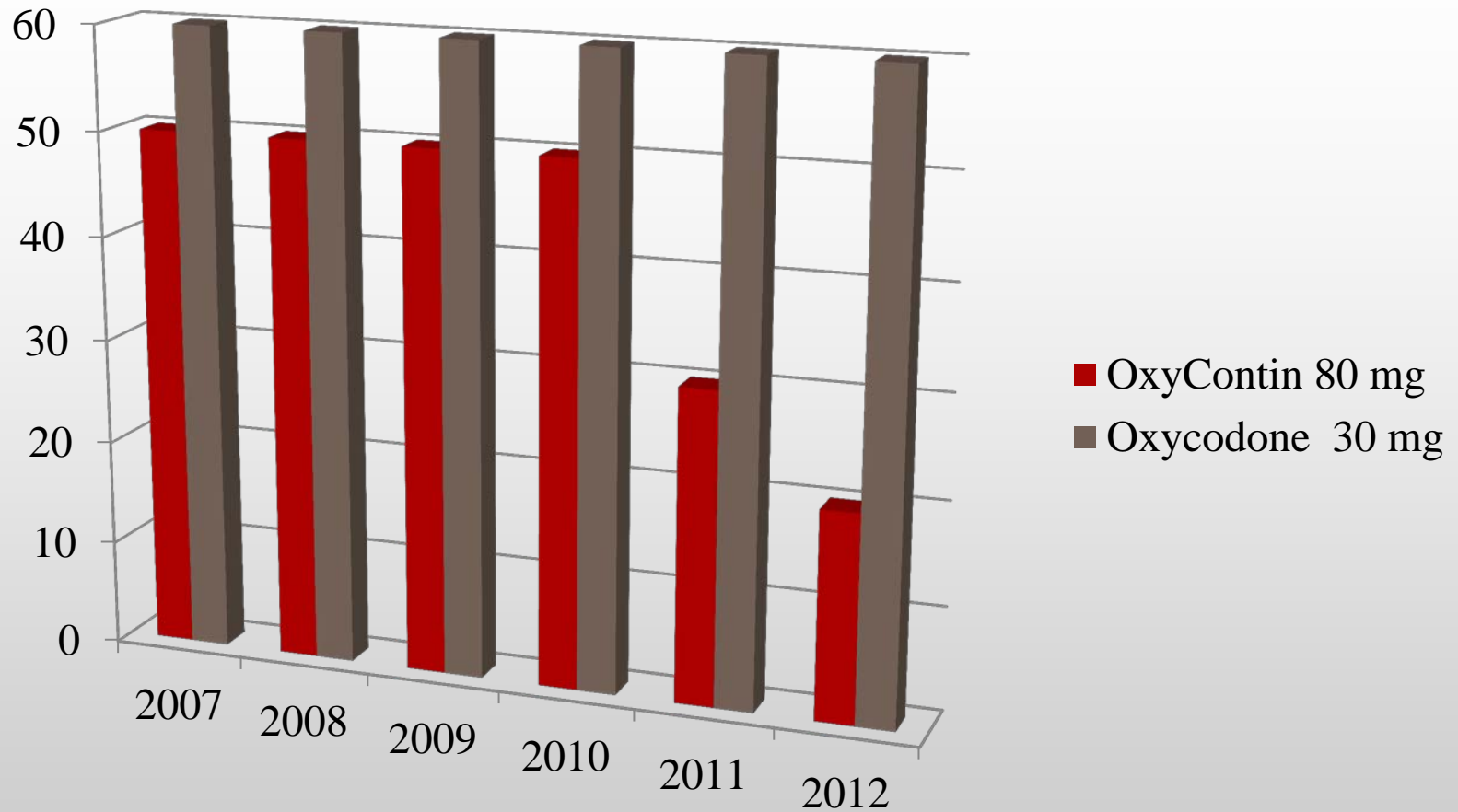
Reformulated OxyContin
Released August 10, 2010

- Abuse of oxycodone HCl controlled release (OxyContin) declined by 49% among individuals being assessed for substance abuse problems in the first 11 months after introduction of reformulated tablets (ORF), a study presented during the American Pain Society's 31st Annual Scientific Meeting has shown.
- <http://www.empr.com/reformulated-oxycotin-reduces-oral-nonoral-abuse-among-potential-opioid-abusers/article/241534/>

Reformulated OxyContin Shows Reduced Abuse Levels

- Patients report various side effects including diminished pain control, headaches, and nausea
- Street value plummets

Pain Patients Report New Side Effects With Reformulated OxyContin



Average Street Price Per mg
OxyContin vs Oxycodone 2006-2012 (L.A. HALT)

- Prior to August 2010 Medi-Cal has numerous beneficiaries that, “have tried Kadian, Hydromorphone, Duragesic Patches, Oxycodone, etc.”, without “success”.
- September of 2010 pharmacies in the Medi-Cal system begin to see patients and pharmacies requesting old formulation OxyContin 80 mg.
- Once it is established that old formula of OxyContin 80 mg is not available these same beneficiaries “must now have Oxycodone 30 mg”.

California Department of Health Care Services

- Oxycodone 30 mg

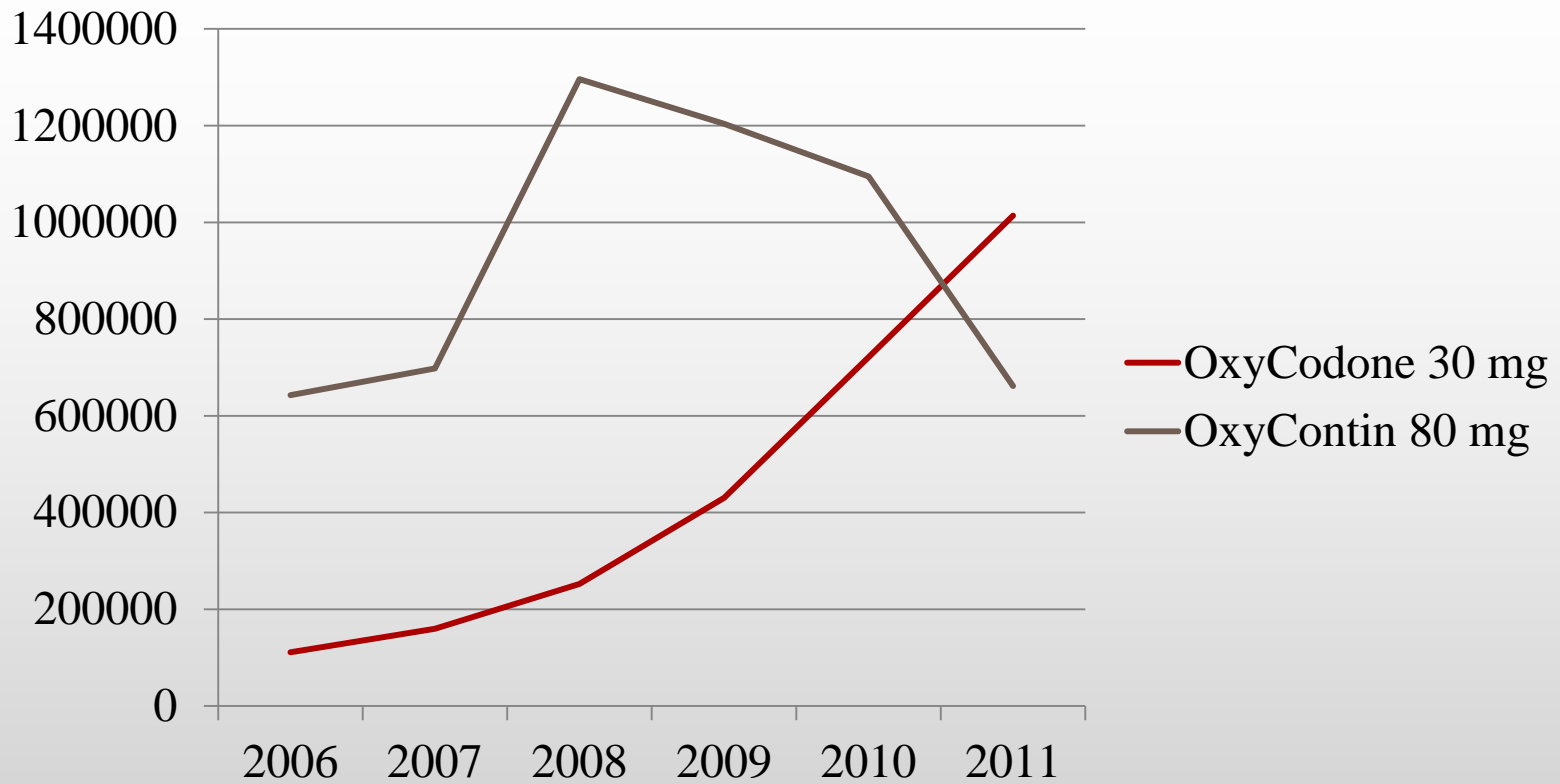
Year	Dosage Units	Medi-Cal Reimbursement
2006	111206	\$123,967
2007	159853	\$181,523
2008	252449	\$288,292
2009	430342	\$515,630
2010	720979	\$883,110
2011	1013806	\$1,247,631
2012	????	????

California DHCS OxyContin vs.
Oxycodone 2006-2011

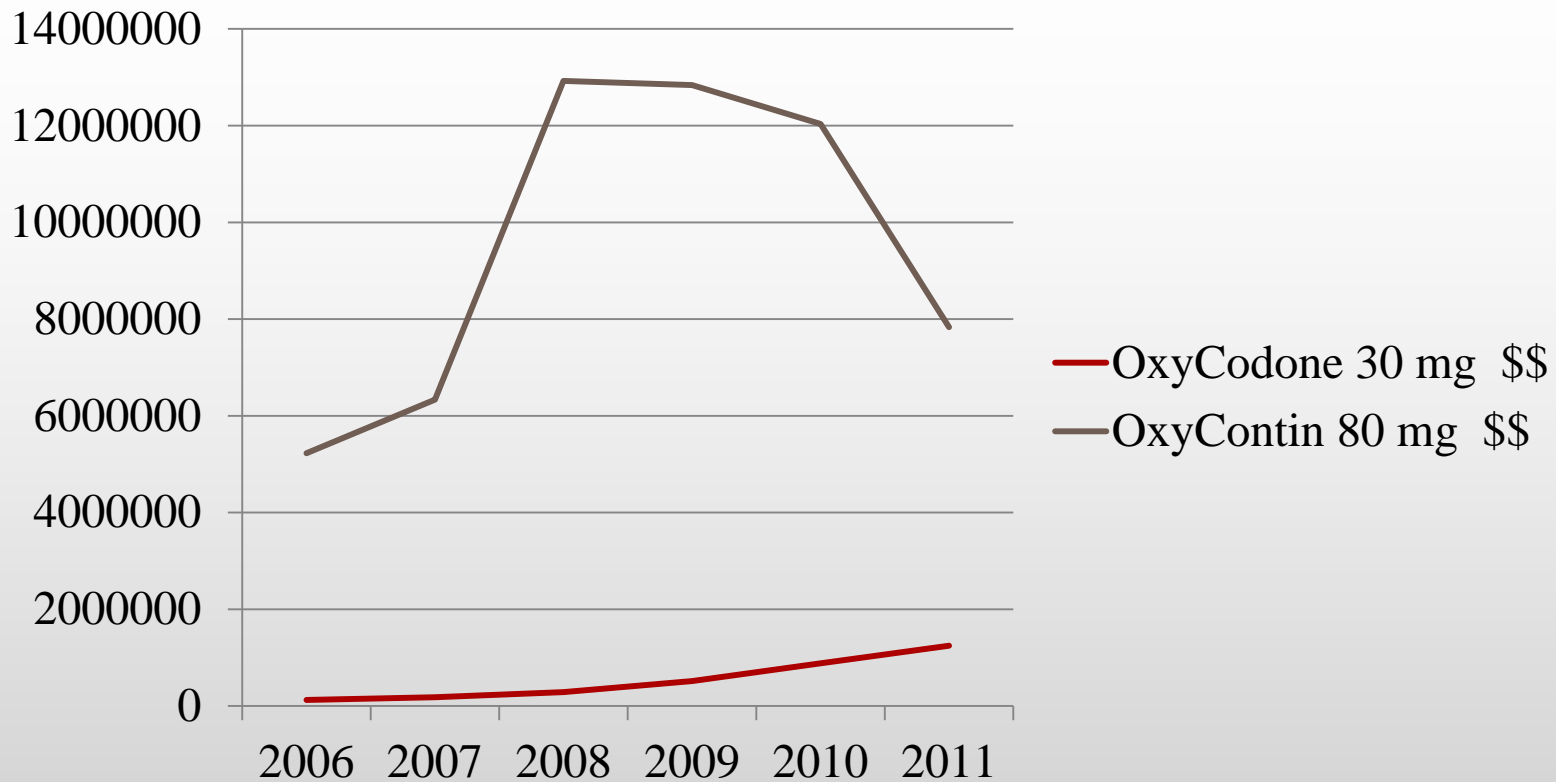
- OxyContin 80 mg
- Year Dosage Units Medi-Cal Reimbursement

2006	642689	\$5,227,454
2007	698077	\$6,333,572
2008	1296141	\$12,924,809
2009	1203829	\$12,839,540
2010	1094998	\$12,035,529
2011	661542	\$7,832,343
2012	????	????

California DHCS OxyContin vs.
Oxycodone 2006-2011



CA DHCS Medi-Cal OxyContin 80 mg vs.
Oxycodone 30 mg Dosage Units



CA DHCS Medi-Cal Oxycodone 30 mg vs.
OxyContin 80 mg Dollars Spent

- **Pain Management Specialty Pharmacy-Pacific NW**

July 2010

OxyContin 80mg total milligrams dispensed: 633,280 40%

Oxycodone 30mg total milligrams dispensed: 937,950 60%

Total: 1,571,230

September 2011

OxyContin 80mg total milligrams dispensed: 205,280 14%

Oxycodone 30mg total milligrams dispensed: 1,301,580 86%

Total: 1,506,860

Evaluation of Dispensing of Pain

Management Pharmacies in September 2011

- **Pain Management Specialty Pharmacy-Pacific NW**

July 2010

OxyContin 80mg total milligrams dispensed: 240,480 50%

Oxycodone 30mg total milligrams dispensed: 242,070 50%

Total: 482,550

August 2011

OxyContin 80mg total milligrams dispensed: 102,400 24%

Oxycodone 30mg total milligrams dispensed: 319,050 76%

Total: 421,450

Evaluation of Dispensing of Pain

Management Pharmacies in September 2011

- **Pain Management Specialty Pharmacy-Southern California**

- **July 2010**

- OxyContin 80mg total milligrams dispensed: 404,400 60%

- Oxycodone 30mg total milligrams dispensed: 270,750 40%

- Total: 675,150

- **September 2011**

- OxyContin 80mg total milligrams dispensed: 402,400 50%

- Oxycodone 30mg total milligrams dispensed: 399,900 50%

- Total: 802,300

Evaluation of Dispensing of Pain

Management Pharmacies in September 2011

- **Pain Management Specialty Pharmacy-Southern California**

- **July 2010**

- OxyContin 80mg total milligrams dispensed: 497,680 73%

- Oxycodone 30mg total milligrams dispensed: 179,670 27%

- Total: 677,360

- **September 2011**

- OxyContin 80mg total milligrams dispensed: 153,600 9%

- Oxycodone 30mg total milligrams dispensed: 1,651,020 91%
(331% Increase)

- Total: 1,804,620

Evaluation of Dispensing of Pain

Management Pharmacies in September 2011

- Is this Prima Facie evidence of diversion or illegitimate prescribing?
- Is this an indicator of more investigation needed?
- Why would a pain patient being “successfully” treated with an ER medication, such as OxyContin, suddenly seek an IR medication such as Oxycodone 30 mg.
- Why would a prescriber not transition that same patient to another ER medication if the patient indicated OxyContin was no longer working?
- Would this not indicate a complete change in the treatment protocol for a patient that underwent this type of transition and would that not require a detailed justification in the charting for that patient?
- *Could this transition be used to evaluate/quantify illicit prescribing?*

Conclusions-Questions?



KEVIN BARNARD
COMPLIANCE INVESTIGATOR
H. D. SMITH
1370 VICTORIA STREET
CARSON, CALIFORNIA 90746
MOBILE: 858-688-1700
FAX: 760-743-4155
KEVIN.BARNARD@HDSMITH.COM
